

Q2

2023
RESIDENTIAL
MARKET
REPORT

RIVERDALE



Brown Harris Stevens THE Craft OF Research

SECOND QUARTER 2023

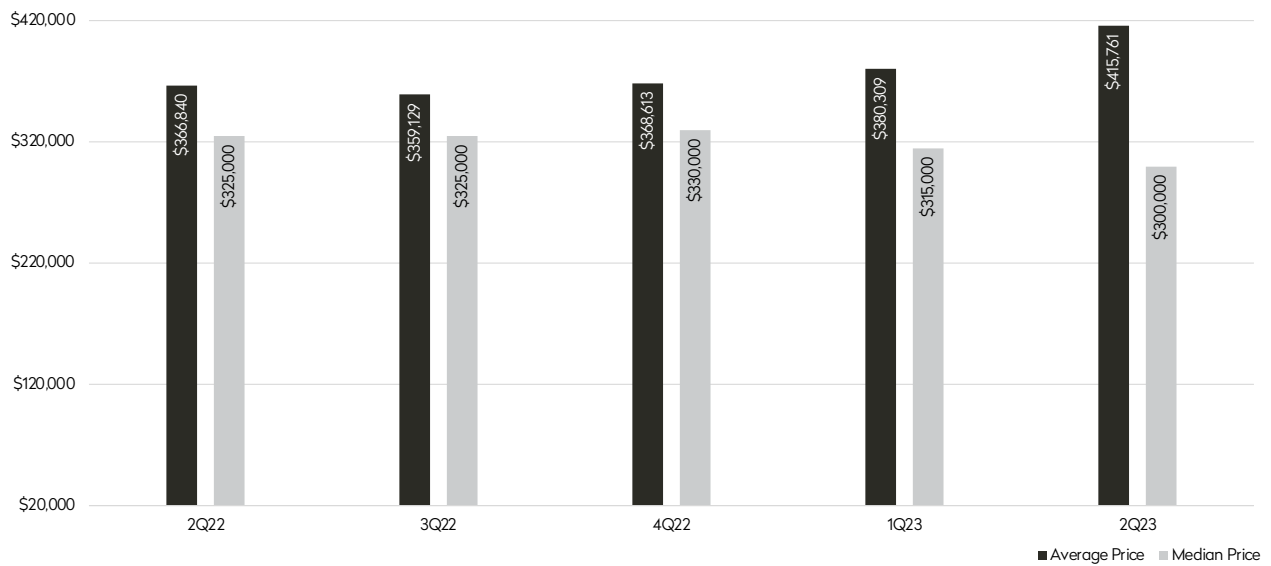
Riverdale Apartments

The average apartment price rose 13% over the past year, to \$415,761.

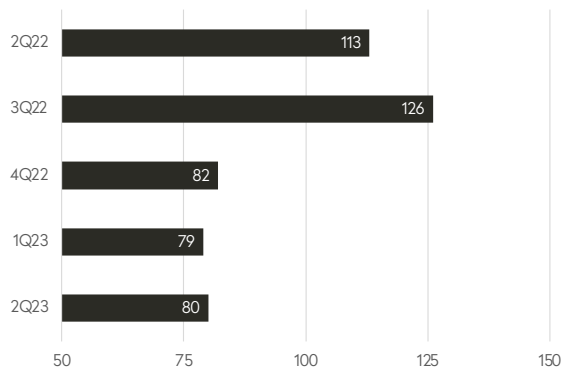
Closings fell 29% from the second quarter of 2022.



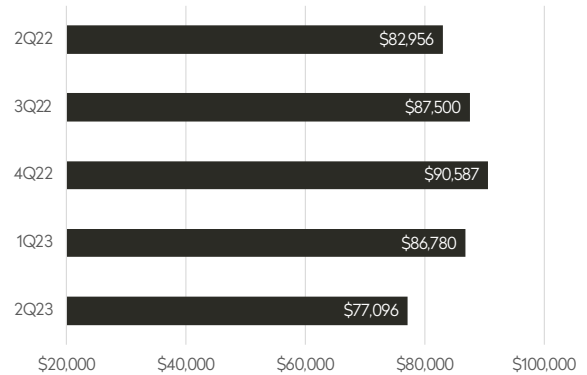
Average & Median Sales Price



Number of Closings



Average Cooperative Price Per Room



SECOND QUARTER 2023

Riverdale

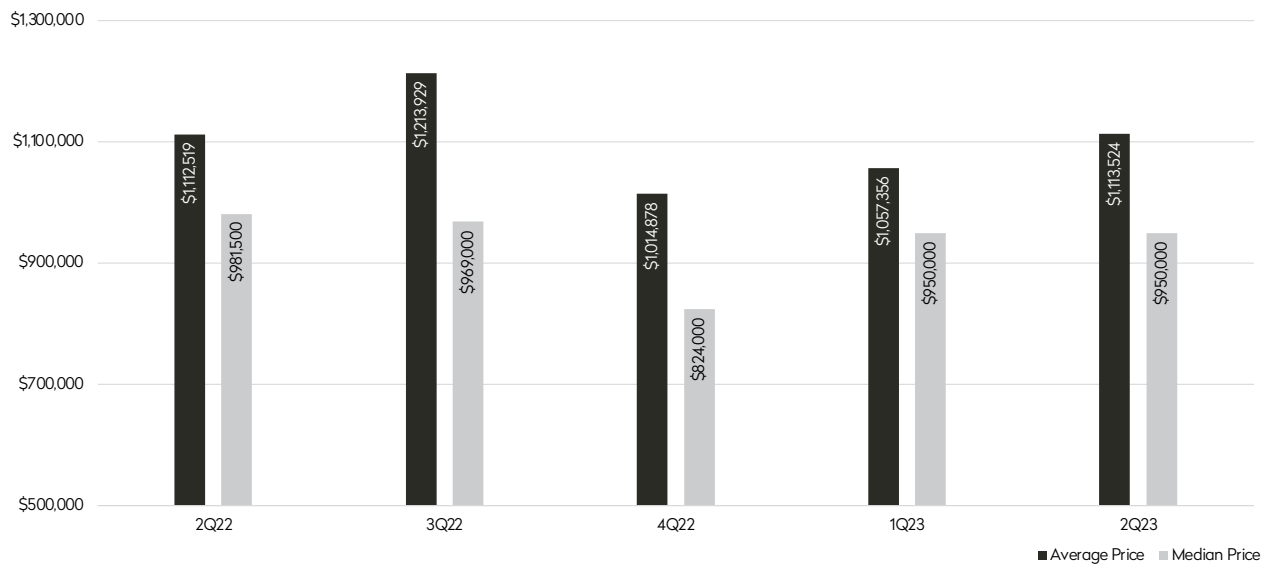
1-3 Family Houses

The average 1-3 family home price was virtually unchanged from a year ago.

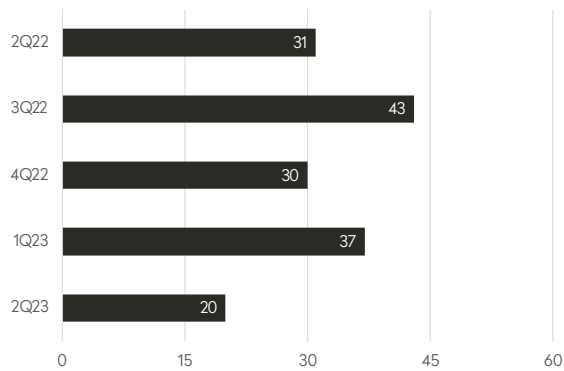
There were 35% fewer closings than 2022's second quarter.



Average and Median Sales Price



Number of Closings



Average Price Per Square Foot



Contact Us

SECOND QUARTER 2023

Residential Market Report

RIVERDALE

Riverdale

3531 Johnson Avenue
Riverdale, NY 10463
718-878-1700

CORPORATE

Development Marketing

451 West Broadway
New York, NY 10012
212-521-5757

BHS Relocation Services

445 Park Avenue, 10th Floor
New York, NY 10022
212-381-6521

BHS THE Craft OF Research

Prepared by Gregory Heym, Chief Economist, Brown Harris Stevens.

1Q23 data is preliminary and subject to revision in future reports. Data from the prior four quarters has been revised to include sales recorded after our initial reports were released.

To enable a fair comparison, only sales both closed and recorded during each quarter are included in the number of closings charts.

©2023 by Brown Harris Stevens. All Rights Reserved. This information may not be copied, used or distributed without Brown Harris Stevens' consent. While information is believed true, no guaranty is made of accuracy.