FIRST QUARTER 2023

Residential Market Report



Riverdale

MASTERY 150 OF THE CRAFT

Brown Harris Stevens THE Craft OF Research

FIRST QUARTER 2023

Riverdale

Apartments

At $320,000, the median apartment price was 6% higher than a year ago.

There were 11% fewer closings than the first quarter of 2022.



Average & Median Sales Price

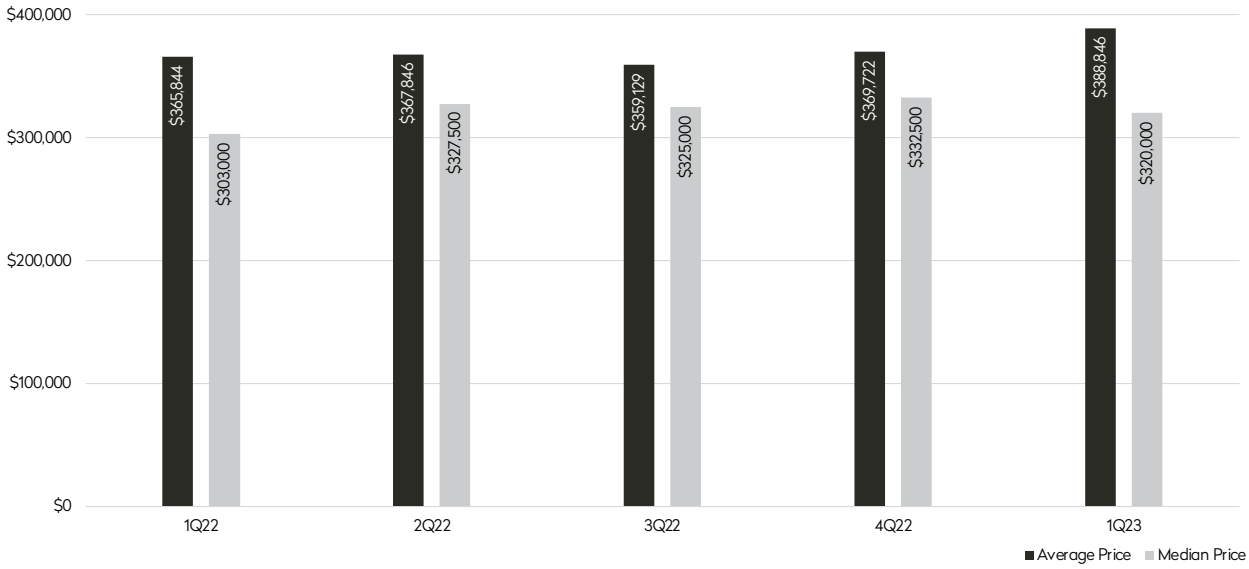

Number of Closings

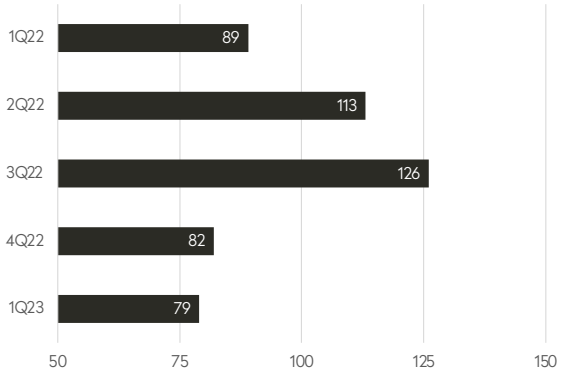

Average Cooperative Price Per Room

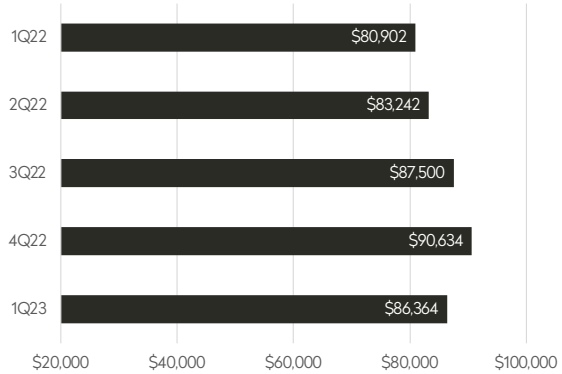

FIRST QUARTER 2023

Riverdale

1-3 Family Houses

Sales prices averaged $452 per square foot, a 5% improvement compared to this time last year.

The number of closings fell 6% from 2022's first quarter.



Average and Median Sales Price

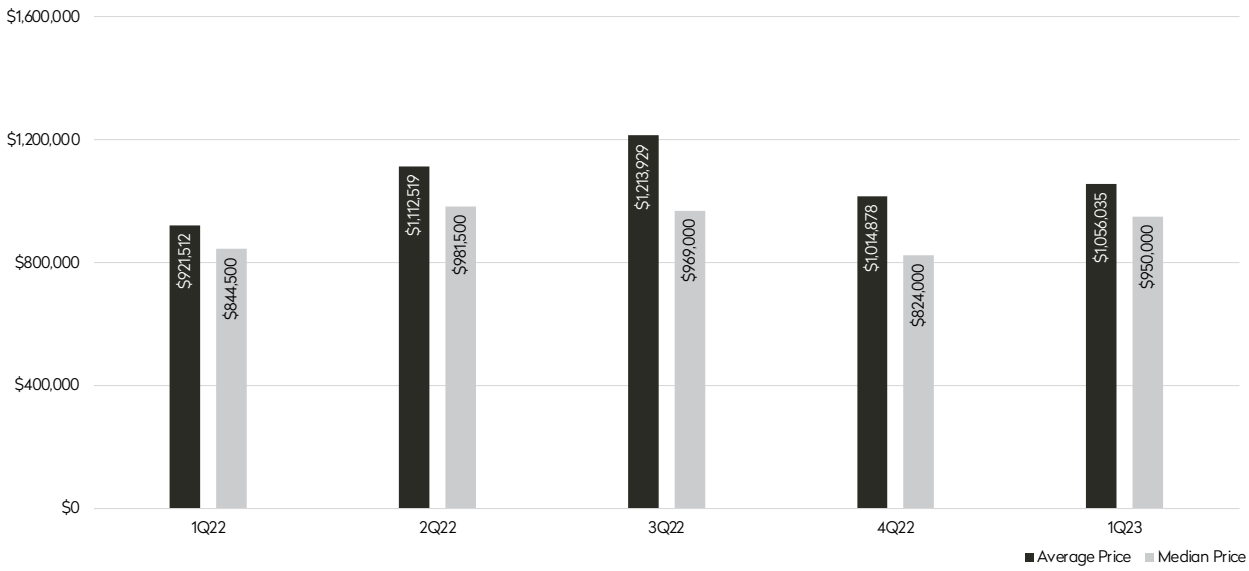

Number of Closings

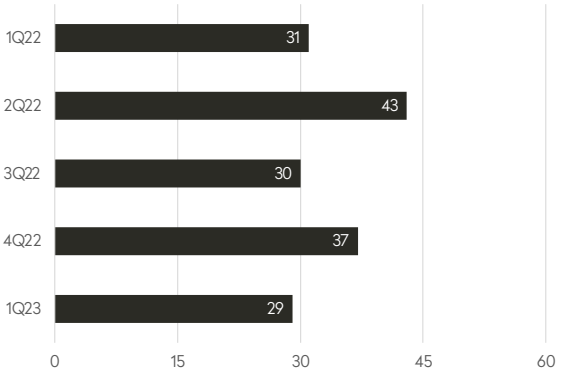

Average Price Per Square Foot



Contact Us

FIRST QUARTER 2023

Residential Market Report

RIVERDALE

Riverdale
3531 Johnson Avenue
Riverdale, NY 10463
718-878-1700

CORPORATE

Development Marketing
451 West Broadway
New York, NY 10012
212-521-5757

BHS Relocation Services
445 Park Avenue, 10th Floor
New York, NY 10022
212-381-6521

BHS THE Craft OF Research

Prepared by Gregory Heym, Chief Economist, Brown Harris Stevens.

1Q23 data is preliminary and subject to revision in future reports. Data from the prior four quarters has been revised to include sales recorded after our initial reports were released.

To enable a fair comparison, only sales both closed and recorded during each quarter are included in the number of closings charts.

©2023 by Brown Harris Stevens. All Rights Reserved. This information may not be copied, used or distributed without Brown Harris Stevens' consent. While information is believed true, no guaranty is made of accuracy.