

Brooklyn

New Development Activity Update

First Quarter 2023



Brooklyn


New Developments Currently Selling

Pages 4 to 16


** Projects in Bold Represent BHSDM Projects*



2025 Ocean Avenue



1173 Rogers Avenue



137 Carlton

What's New

Developments that launched in Q1 2023

Address	Name	# of Units	Website
923 Bushwick Avenue	Evergreen on Putnam	21	Visit Website
46 Kossuth Place	46 Kossuth Place	10	Visit Website
316 22nd Street	316 22nd Street	9	N/A
1489 Sterling Place	1489 Sterling Place	8	Visit Website
1173 Rogers Avenue	1173 Rogers Avenue	21	Visit Website
2025 Ocean Avenue	2025 Ocean Avenue	16	Visit Website
2654 East 18th Street	2654 East 18th Street	18	Visit Website
44 Euclid Avenue	44 Euclid Avenue	12	Visit Website

NEIGHBORHOOD	ADDRESS	BUILDING NAME	TOTAL UNITS	CLOSED UNITS	UNITS IN CONTRACT	REMAINING INVENTORY	ACTIVE PPSF	CLOSED PPSF	% CLOSED	% IN CONTRACT	WEBSITE
Brooklyn Heights	1 Clinton Street	1 Clinton Street	133	111	3	19	\$1,860	\$1,590	83%	2%	Visit Website
Brooklyn Heights	50 Bridge Park Drive	Quay Tower	126	67	3	56	\$2,031	\$1,751	53%	2%	Visit Website
Boerum Hill	450 Warren Street	450 Warren	18	8	9	1	\$1,679	\$1,505	44%	50%	Visit Website
Boerum Hill	533 Pacific Street	Post House	41	0	34	7	\$1,886	-	0%	83%	Visit Website
Boerum Hill	561 Pacific Street	561 Pacific Street	63	47	3	13	\$1,406	\$1,397	75%	5%	Visit Website
Boerum Hill	58 Saint Marks Place	---	100	93	4	3	\$1,899	\$1,506	93%	4%	Visit Website
Carroll Gardens	45 Garnet Street	---	8	4	0	4	\$1,108	\$1,141	50%	0%	N/A
Carroll Gardens	480 Degraw Street	---	14	8	2	4	\$1,763	\$1,748	57%	14%	Visit Website
Cobble Hill	347 Henry Street	5 River Park	25	17	6	2	\$1,976	\$2,061	68%	24%	Visit Website
Cobble Hill	350 Hicks Street	1 River Park	48	0	3	45	-	-	0%	6%	Visit Website
Dumbo	168 Plymouth Street	168 Plymouth Street	46	38	2	6	\$1,743	\$1,794	83%	4%	Visit Website
Dumbo	30 Front Street	Olympia Dumbo	76	9	21	46	\$2,447	\$2,212	12%	28%	Visit Website
Dumbo	85 Jay Street	Front & York	408	83	29	296	\$1,757	\$1,719	20%	7%	Visit Website
Dumbo	98 Front Street	98 Front	165	149	7	9	1745	1624	90%	4%	Visit Website
Vinegar Hill	288 Water Street	288 Water Street	8	3	3	2	\$1,519	\$1,601	38%	38%	Visit Website

Projects in bold represent Brown Harris Stevens Development Marketing projects.
 Projects in italics represent projects where the sponsor is not publicly reporting contracts.

NEIGHBORHOOD	ADDRESS	BUILDING NAME	TOTAL UNITS	CLOSED UNITS	UNITS IN CONTRACT	REMAINING INVENTORY	ACTIVE PPSF	CLOSED PPSF	% CLOSED	% IN CONTRACT	WEBSITE
Greenwood Heights	316 22nd Street	316 22nd Street	9	0	0	9	\$1,460	-	0%	0%	N/A
Park Slope	1 Prospect Park West	1 Prospect Park West	64	57	5	2	\$1,945	\$1,772	89%	8%	Visit Website
Park Slope	137 4th Avenue	The Butler Collection	7	5	2	0	-	\$1,308	71%	29%	Visit Website
Park Slope	243 4th Avenue	Parlour	19	10	0	9	\$1,468	\$1,411	53%	0%	Visit Website
Park Slope	269 14th Street	269 14th Street	13	4	0	9	-	\$1,179	31%	0%	Visit Website
Park Slope	269 4th Avenue	Six Garfield	33	30	2	1	\$1,451	\$1,427	91%	6%	Visit Website
Park Slope	350 Butler Street	The Butler Collection	34	0	1	33	\$1,497	-	0%	3%	Visit Website
Park Slope	497 3rd Street	The Homage On Third Street	4	2	0	2	\$1,619	\$1,657	50%	0%	Visit Website
Park Slope	575 4th Avenue	575 Fourth	70	51	2	17	\$1,251	\$1,159	73%	3%	Visit Website
Park Slope	590 6th Street	590 6th Street	8	0	3	5	\$1,851	-	0%	38%	N/A
Park Slope	613 Baltic Street	Baltic	43	41	0	2	-	\$1,418	95%	0%	Visit Website
Park Slope	670 Union Street	Timber House	14	14	0	0	-	\$1,599	100%	0%	Visit Website
South Slope	271 14th Street	271 14th Street	13	3	0	10	-	\$1,198	23%	0%	Visit Website
Windsor Terrace	271 Mcdonald Avenue	271 Mcdonald Avenue	12	11	0	1	\$602	\$804	92%	0%	Visit Website

Projects in bold represent Brown Harris Stevens Development Marketing projects.
 Projects in italics represent projects where the sponsor is not publicly reporting contracts.

NEIGHBORHOOD	ADDRESS	BUILDING NAME	TOTAL UNITS	CLOSED UNITS	UNITS IN CONTRACT	REMAINING INVENTORY	ACTIVE PPSF	CLOSED PPSF	% CLOSED	% IN CONTRACT	WEBSITE
Clinton Hill	10 Quincy Street	10 Quincy Street	43	25	5	13	\$1,494	\$1,438	58%	12%	Visit Website
Clinton Hill	505 Clinton Avenue	505 Clinton Lofts	12	10	0	2	-	\$1,211	83%	0%	Visit Website
Clinton Hill	532 Clinton Avenue	532 Clinton Avenue	14	0	11	3	\$1,348	-	0%	79%	Visit Website
Clinton Hill	929 Atlantic Avenue	929 Atlantic Avenue	19	0	0	19	-	-	0%	0%	Visit Website
Fort Greene	137 Carlton Avenue	137 Avenue	6	0	1	5	\$1,345	-	0%	17%	Visit Website
Prospect Heights	349 Prospect Place	349 Prospect Place	6	3	2	1	\$1,361	\$1,414	50%	33%	Visit Website
Prospect Heights	856 Washington Avenue	856 Washington Avenue	26	26	0	0	-	\$1,183	100%	0%	Visit Website

Projects in bold represent Brown Harris Stevens Development Marketing projects.
 Projects in italics represent projects where the sponsor is not publicly reporting contracts.

NEIGHBORHOOD	ADDRESS	BUILDING NAME	TOTAL UNITS	CLOSED UNITS	UNITS IN CONTRACT	REMAINING INVENTORY	ACTIVE PPSF	CLOSED PPSF	% CLOSED	% IN CONTRACT	WEBSITE
Bedford - Stuyvesant	1021 Bedford Avenue	1021 Bedford Avenue	15	11	3	1	\$1,090	\$1,156	20%	73%	Visit Website
Bedford - Stuyvesant	1325 Herkimer Street	The Hill	32	22	6	4	\$816	\$803	19%	69%	Visit Website
Bedford - Stuyvesant	151 Quincy Street	151 Quincy Street	11	9	0	2	-	\$1,017	0%	82%	Visit Website
Bedford - Stuyvesant	197 Quincy Street	197 Quincy Street	11	6	5	0	\$1,220	\$1,148	45%	55%	Visit Website
Bedford - Stuyvesant	224 Clifton Place	224 Clifton Place	24	21	0	3	-	\$1,038	0%	88%	Visit Website
Bedford - Stuyvesant	279 Sumpter Street	Calming One	17	2	1	14	\$881	\$855	6%	12%	Visit Website
Bedford - Stuyvesant	335 Nostrand Avenue	335 Nostrand Avenue	20	11	0	9	\$1,156	\$966	0%	55%	Visit Website
Bedford - Stuyvesant	401 Gates Avenue	401 Gates Avenue	16	3	0	13	-	\$904	0%	19%	N/A
Bedford - Stuyvesant	627 Dekalb Avenue	627 Dekalb Avenue	35	29	0	6	-	\$992	0%	83%	Visit Website
Bedford - Stuyvesant	707 Willoughby Avenue	707 Willoughby Avenue	20	17	3	0	-	\$1,006	15%	85%	Visit Website
Bushwick	1060 Jefferson Avenue	1060 Jefferson Avenue	10	0	3	7	\$969	-	30%	0%	Visit Website
Bushwick	1066 Jefferson Avenue	1066 Jefferson Avenue	10	1	4	5	\$934	\$919	40%	10%	Visit Website
Bushwick	1421 Hancock Street	1421 Hancock Street	10	3	1	6	\$786	\$1,047	10%	30%	Visit Website
Bushwick	46 Kossuth Place	46 Kossuth Place	10	0	2	8	\$1,016	-	20%	0%	Visit Website
Bushwick	511 Evergreen Avenue	Evergreen on Putnam Condo	21	18	0	3	-	\$894	0%	86%	Visit Website
Bushwick	959 Madison Street	959 Madison Street	8	0	2	6	\$1,088	-	25%	0%	Visit Website

Projects in bold represent Brown Harris Stevens Development Marketing projects.
Projects in italics represent projects where the sponsor is not publicly reporting contracts.

NEIGHBORHOOD	ADDRESS	BUILDING NAME	TOTAL UNITS	CLOSED UNITS	UNITS IN CONTRACT	REMAINING INVENTORY	ACTIVE PPSF	CLOSED PPSF	% CLOSED	% IN CONTRACT	WEBSITE
Crown Heights	1000 Union Street	1000 Union Street	20	16	0	4	-	\$1,110	80%	0%	Visit Website
Crown Heights	111 Montgomery Street	111 Montgomery Street	163	115	13	35	\$1,256	\$1,123	71%	8%	Visit Website
Crown Heights	1226 Saint Marks Avenue	1226 Saint Marks Avenue	8	0	2	6	\$784	-	0%	25%	Visit Website
Crown Heights	1489 Sterling Place	1489 Sterling Place	8	0	2	6	\$884	-	0%	25%	N/A
Crown Heights	382 Eastern Parkway	382E Condominiums	45	12	0	33	-	\$817	27%	0%	Visit Website
Crown Heights	601 Crown Street	601 Crown Street	27	8	0	19	-	\$690	30%	0%	N/A
Crown Heights	668 Nostrand Avenue	668 Nostrand Avenue	9	0	4	5	-	-	0%	44%	N/A
Crown Heights	764 Saint Johns Place	764 Saint Johns Place	12	1	6	5	\$1,016	\$1,040	8%	50%	Visit Website
Crown Heights	906 Bergen Street	906 Bergen Street	18	13	3	2	-	\$1,213	72%	17%	Visit Website
Crown Heights	906 Prospect Place	906 Prospect Place	22	20	0	2	-	\$898	91%	0%	N/A
Ocean Hill	163 Macdougall Street	163 Macdougall Street	10	4	1	5	\$855	\$550	10%	40%	Visit Website
Stuyvesant Heights	153 Chauncey Street	153 Chauncey Street	16	4	1	11	\$869	\$857	6%	25%	N/A
Stuyvesant Heights	342 Chauncey Street	The Chauncey	7	3	1	3	\$877	\$846	14%	43%	N/A
Stuyvesant Heights	618 Monroe Street	618 Monroe Street	10	7	0	3	-	\$895	0%	70%	N/A
Stuyvesant Heights	819 Lexington Avenue	819 Lexington Avenue	10	8	1	1	\$832	\$865	10%	80%	N/A

Projects in bold represent Brown Harris Stevens Development Marketing projects.
 Projects in italics represent projects where the sponsor is not publicly reporting contracts.



NOW SOLD OUT: ARBOR EIGHTEEN | 185 18th Street, Greenwood Heights | arboreighteen.com

NEIGHBORHOOD	ADDRESS	BUILDING NAME	TOTAL UNITS	CLOSED UNITS	UNITS IN CONTRACT	REMAINING INVENTORY	ACTIVE PPSF	CLOSED PPSF	% CLOSED	% IN CONTRACT	WEBSITE
East Williamsburg	850 Metropolitan Avenue	The Milk Factory	32	29	0	3	-	\$1,212	0%	91%	Visit Website
Greenpoint	1080 Lorimer Street	1080 Lorimer Street	29	14	5	10	\$1,338	\$1,350	17%	48%	Visit Website
Greenpoint	120 Java Street	120 Java Street	15	14	1	0	-	\$1,535	7%	93%	Visit Website
Greenpoint	153 Green Street	153 Green Street	10	7	1	2	\$1,763	\$1,391	10%	70%	Visit Website
Greenpoint	169 Huron Street	169 Huron	10	6	3	1	\$1,796	\$1,559	30%	60%	Visit Website
Greenpoint	183 McGuinness Boulevard	Parker House	24	10	2	12	\$1,274	\$1,291	8%	42%	Visit Website
Greenpoint	186 Huron Street	186 Huron Street	10	8	2	0	\$1,238	\$1,569	20%	80%	Visit Website
Greenpoint	29 Huron Street	29 Huron	144	0	0	144	-	-	0%	0%	Visit Website
Greenpoint	61 North Henry Street	61 North Henry Street	7	0	0	7	\$1,436	-	0%	0%	N/A
Greenpoint	975 Manhattan Avenue	975 Manhattan Avenue	11	3	6	2	-	\$1,152	55%	27%	Visit Website
Williamsburg	147 Hope Street	147 Hope Street	38	36	1	1	\$1,806	\$1,222	3%	95%	Visit Website
Williamsburg	175 Jackson Street	Jackson 175	14	7	3	4	\$1,467	\$1,246	21%	50%	Visit Website
Williamsburg	184 Kent Avenue	Austin Nichols House	338	297	3	38	\$1,718	\$1,416	1%	88%	Visit Website
Williamsburg	215 North 10th Street	NX	34	26	8	0	-	\$1,733	24%	76%	N/A
Williamsburg	250 Manhattan Avenue	250 Manhattan Avenue	7	0	5	2	\$1,288	-	71%	0%	Visit Website
Williamsburg	429 Kent Avenue	Oosten	227	192	3	3	\$1,278	\$1,194	1%	85%	Visit Website
Williamsburg	510 Driggs Avenue	510 Driggs Avenue	44	35	6	22	\$1,739	\$1,587	14%	80%	Visit Website

Projects in bold represent Brown Harris Stevens Development Marketing projects.
Projects in italics represent projects where the sponsor is not publicly reporting contracts.

NEIGHBORHOOD	ADDRESS	BUILDING NAME	TOTAL UNITS	CLOSED UNITS	UNITS IN CONTRACT	REMAINING INVENTORY	ACTIVE PPSF	CLOSED PPSF	% CLOSED	% IN CONTRACT	WEBSITE
Williamsburg	526 Union Avenue	The North	44	4	18	1	\$1,534	\$1,556	41%	9%	Visit Website
Williamsburg	62 North 3rd Street	62 North 3rd Street	8	7	0	50	-	\$1,512	0%	88%	N/A
Williamsburg	710 Metropolitan Avenue	The Umbrella Factory	69	0	19	50	\$1,468	-	28%	0%	Visit Website
Williamsburg	738 Grand Street	738 Grand Street	10	0	6	4	\$1,290	-	60%	0%	Visit Website
Williamsburg	99 Conselyea Street	99 Conselyea	6	0	2	4	\$1,295	-	33%	0%	N/A

Projects in bold represent Brown Harris Stevens Development Marketing projects.
 Projects in italics represent projects where the sponsor is not publicly reporting contracts.

NEIGHBORHOOD	ADDRESS	BUILDING NAME	TOTAL UNITS	CLOSED UNITS	CONTRACTS	REMAINING INVENTORY	ACTIVE PPSF	CLOSED PPSF	% IN CONTRACT	% CLOSED	WEBSITE
East Flatbush	3311 Newkirk Avenue	3311 Newkirk Avenue	10	9	0	1	\$634	\$639	90%	0%	Visit Website
East Flatbush	519 Maple Street	519 Maple Street	10	5	1	4	\$677	\$689	50%	10%	Visit Website
East Flatbush	651 New York Avenue	Hello New York	40	36	0	4	-	\$851	90%	0%	N/A
Flatbush	1091 Rogers Avenue	323 Lenox Road	47	0	10	37	\$946	-	0%	21%	N/A
Flatbush	1173 Rogers Avenue	Orbit	34	0	7	27	\$914	-	0%	21%	Visit Website
Flatbush	323 Lenox Road	323 Lenox Road	47	0	10	37	\$946	-	0%	21%	Visit Website
Flatbush	458 East 25th Street	Orbit	34	0	7	27	\$914	-	0%	21%	Visit Website
Flatbush	567 Ocean Avenue	567 Ocean Avenue	108	90	8	10	\$937	\$959	83%	7%	Visit Website
Kensington	640 Ditmas Avenue	The Commodore	39	0	1	38			0%	3%	Visit Website
Midwood	2025 Ocean Avenue	H7 Condominium	38	0	20	18	\$940	-	0%	53%	Visit Website
Midwood	623 Avenue H	H7 Condominium	38	0	20	18	\$940	-	0%	53%	Visit Website
Prospect Lefferts Gardens	77 Clarkson Avenue	The Benny	44	29	0	15	\$1,009	\$963	66%	0%	Visit Website
Prospect Park South	232 East 18th Street	Park West	29	22	2	5	-	\$934	76%	7%	Visit Website

Projects in bold represent Brown Harris Stevens Development Marketing projects.
 Projects in italics represent projects where the sponsor is not publicly reporting contracts.

NEIGHBORHOOD	ADDRESS	BUILDING NAME	TOTAL UNITS	CLOSED UNITS	UNITS IN CONTRACT	REMAINING INVENTORY	ACTIVE PPSF	CLOSED PPSF	% CLOSED	% IN CONTRACT	WEBSITE
Downtown Brooklyn	11 Hoyt Street	11 Hoyt	481	349	43	89	\$1,745	\$1,447	73%	9%	Visit Website
Downtown Brooklyn	112 Fleet Place	The Alfred On Fleet	23	17	4	2	\$1,275	\$1,216	74%	17%	Visit Website
Downtown Brooklyn	138 Willoughby Street	Brooklyn Point	458	300	7	151	\$1,698	\$1,739	66%	2%	Visit Website
Downtown Brooklyn	211 Schermerhorn Street	211 Schermerhorn Street	48	41	3	4	\$1,359	\$1,253	85%	6%	Visit Website
Downtown Brooklyn	76 Schermerhorn Street	The Symon	59	55	3	1	\$1,377	\$1,436	93%	5%	Visit Website
<i>Downtown Brooklyn</i>	<i>9 Dekalb Avenue</i>	<i>Brooklyn Tower</i>	<i>149</i>	<i>0</i>	<i>0</i>	<i>149</i>	<i>\$1,901</i>	<i>-</i>	<i>0%</i>	<i>0%</i>	Visit Website


Projects in bold represent Brown Harris Stevens Development Marketing projects.
Projects in italics represent projects where the sponsor is not publicly reporting contracts.

NEIGHBORHOOD	ADDRESS	BUILDING NAME	TOTAL UNITS	CLOSED UNITS	UNITS IN CONTRACT	REMAINING INVENTORY	ACTIVE PPSF	CLOSED PPSF	% CLOSED	% IN CONTRACT	WEBSITE
Gowanus	136 14th Street	The Genesis	10	0	0	10	\$1,120	-	0%	0%	Visit Website
Red Hook	160 Imlay Street	160 Imlay	70	46	8	16	\$876	\$856	66%	11%	Visit Website
Red Hook	199 Conover Street	The Conover	22	0	6	16	\$1,343	-	0%	27%	Visit Website
Red Hook	362 Van Brunt Street	The Van Brunt	12	10	0	2	-	\$968	83%	0%	Visit Website
Red Hook	40 Huntington Street	The Huntington	15	11	0	4	-	\$957	73%	0%	N/A

Projects in bold represent Brown Harris Stevens Development Marketing projects.
Projects in italics represent projects where the sponsor is not publicly reporting contracts.

NEIGHBORHOOD	ADDRESS	BUILDING NAME	TOTAL UNITS	CLOSED UNITS	UNITS IN CONTRACT	REMAINING INVENTORY	ACTIVE PPSF	CLOSED PPSF	% CLOSED	% IN CONTRACT	WEBSITE
Bay Ridge	9956 3rd Avenue	The Narrows	40	20	14	6	\$1,035	\$1,015	50%	35%	Visit Website
Borough Park	1238 63rd Street	Dyker Gardens	146	26	0	120	\$907	\$884	18%	0%	Visit Website
Cypress Hills	44 Euclid Avenue	44 Euclid Avenue	12	0	6	6	\$651	-	0%	50%	Visit Website
Gravesend	1721 West 6th Street	1721 West 6th Street	15	0	0	15	-	-	0%	0%	Visit Website
Gravesend	398 Kings Highway	398 Kings Highway	51	36	3	12	\$721	\$782	71%	6%	N/A
Sheepshead Bay	2654 East 18th Street	2654 East 18th Street	18	0	1	17	\$825	-	0%	6%	Visit Website
Sunset Park	229 55th Street	229 55th Street	7	2	0	5	-	\$745	29%	0%	Visit Website
Sunset Park	4907 4th Avenue	4907 4th Avenue	25	23	0	2	-	\$885	92%	0%	N/A

Projects in bold represent Brown Harris Stevens Development Marketing projects.
Projects in italics represent projects where the sponsor is not publicly reporting contracts.



NOW SOLD OUT: THE BROOKLYN GROVE | 10 Nevins Street, Downtown Brooklyn | thebrooklyngrove.com

Brooklyn

New Development Pipeline Report

Pages 19 -28

849 Myrtle
Avenue



What's Next

Developments that are anticipated
to launch sales in Q2 2023

Address	Name	# of Units	Website
859 Myrtle Avenue	859 Myrtle Avenue	62	N/A
450 Grand Avenue	450 Grand Avenue	42	Visit Website

450 Grand



ADDRESS	DETAILS	CONST. / CONV.	PROJECTED COMPLETION	NEIGHBORHOOD	TYPE	STORIES	UNITS
311 Bergen Street	Under Construction	Construction	2024	Boerum Hill	Condo	7	104

Projects in bold represent Brown Harris Stevens Development Marketing projects.

ADDRESS	DETAILS	CONST. / CONV.	PROJECTED COMPLETION	NEIGHBORHOOD	TYPE	STORIES	UNITS
308 14th Street	Under Construction	Construction	2023	Park Slope	Condo	5	10
228 13th Street	Planned	Construction	2024	Park Slope	Condo	5	28
445 Fifth Avenue	Planned	Construction	2024	Park Slope	Condo / Commercial	6	29
263 Prospect Park	Planned	Construction	2025	Park Slope	Condo	5	147
1712 10th Avenue	Planned	Construction	2025	Windsor Terrace	Condo	3	17

Projects in bold represent Brown Harris Stevens Development Marketing projects.



ADDRESS	DETAILS	CONST. / CONV.	PROJECTED COMPLETION	NEIGHBORHOOD	TYPE	STORIES	UNITS
450 Grand Avenue	Under Construction	Construction	2023	Clinton Hill	Condo	7	42
130 St. Felix Street	Planned	Construction	2024	Fort Greene	Condo / Community Facility	23	120
132 Waverly Avenue	Planned	Construction	2024	Clinton Hill	Condo	4	9
134 Vanderbilt Avenue	Planned	Construction	2024	Fort Greene	Condo	8	26

Projects in bold represent Brown Harris Stevens Development Marketing projects.

ADDRESS	DETAILS	CONST. / CONV.	PROJECTED COMPLETION	NEIGHBORHOOD	TYPE	STORIES	UNITS
114 Lexington Avenue	Under Construction	Construction	2024	Bedford Stuyvesant	Condo	5	16
270 Nostrand Avenue	Planned	Construction	2025	Bedford Stuyvesant	Condo / Commercial	12	226
965 Bedford Avenue	Planned	Construction	2024	Bedford Stuyvesant	Condo	6	13
1073 Willoughby Avenue	Planned	Construction	2024	Bushwick	Condo	4	9
1336 Dekalb Avenue	Planned	Construction	2024	Bushwick	Condo	4	8
162 Covert Street	Planned	Construction	2024	Bushwick	Condo	4	8
585 Knickerbocker Avenue	Planned	Construction	2024	Bushwick	Condo	4	10
7 Skillman Street	Planned	Construction	2025	Bedford Stuyvesant	Condo	6	75
600 Crown Street	Planned	Construction	2025	Crown Heights	Condo	7	100
990 Franklin Avenue	Planned	Construction	2025	Crown Heights	Condo	6	168

Projects in bold represent Brown Harris Stevens Development Marketing projects.

ADDRESS	DETAILS	CONST. / CONV.	PROJECTED COMPLETION	NEIGHBORHOOD	TYPE	STORIES	UNITS
151 Freeman Street	Under Construction	Construction	2023	Greenpoint	Condo	4	6
171 Calyer Street	Under Construction	Construction	2023	Greenpoint	Condo	6	33
47 Diamond Street	Under Construction	Construction	2023	Greenpoint	Condo	3	9
491 Bedford Avenue	Under Construction	Construction	2023	Williamsburg	Condo	6	6
106 North 1st Street	Under Construction	Construction	2023	Williamsburg	Condo	7	38
257 Driggs Avenue	Planned	Construction	2024	Greenpoint	Condo	3	10
15 West Street	Planned	Construction	2025	Greenpoint	Condo / Commercial	5	100
30 Porte Plaza	Planned	Construction	2025	Greenpoint	Condo	18	181
29 Clay Street	Planned	Construction	2025	Greenpoint	Condo	14	35

Projects in bold represent Brown Harris Stevens Development Marketing projects.

ADDRESS	DETAILS	CONST. / CONV.	PROJECTED COMPLETION	NEIGHBORHOOD	TYPE	STORIES	UNITS
868-870 New York Avenue	Planned	Construction	2024	Flatbush	Condo	7	10
406 Midwood Street	Planned	Construction	2024	Prospect Lefferts Garden	Condo	4	10
625 Rogers Avenue	Planned	Construction	2024	Prospect Lefferts Garden	Condo / Commercial	6	18
757-767 Flatbush Avenue	Planned	Construction	2025	Flatbush	Condo	12	150
625 New York Avenue	Planned	Construction	2026	Prospect Lefferts Garden	Condo	7	45
633 New York Avenue	Planned	Construction	2026	Prospect Lefferts Garden	Condo	11	75

Projects in bold represent Brown Harris Stevens Development Marketing projects.

ADDRESS	DETAILS	CONST. / CONV.	PROJECTED COMPLETION	NEIGHBORHOOD	TYPE	STORIES	UNITS
219 Jay Street	Under Construction	Construction	2024	Downtown Brooklyn	Condo	13	27
91 Court Street	Planned	Construction	2025	Downtown Brooklyn	Condo	9	29
100 North First Street	Planned	Construction	2025	Downtown Brooklyn	Condo	8	38
370 Livingston Street	Planned	Construction	2026	Downtown Brooklyn	Condo / Commercial	22	105

Projects in bold represent Brown Harris Stevens Development Marketing projects.

ADDRESS	DETAILS	CONST. / CONV.	PROJECTED COMPLETION	NEIGHBORHOOD	TYPE	STORIES	UNITS
336 Van Brunt Street	Under Construction	Construction	2024	Red Hook	Condo / Commercial	4	8
381 Van Brunt Street	Planned	Construction	2025	Red Hook	Condo / Commercial	5	11

Projects in bold represent Brown Harris Stevens Development Marketing projects.

ADDRESS	DETAILS	CONST. / CONV.	PROJECTED COMPLETION	NEIGHBORHOOD	TYPE	STORIES	UNITS
122 Bay 26th Street	Planned	Construction	2024	Bath Beach	Condo	3	12
7616 Bay Parkway	Planned	Construction	2024	Bensonhurst	Condo	6	10
1237 57th Street	Planned	Construction	2024	Borough Park	Condo	3	27
5423 15th Avenue	Planned	Construction	2024	Borough Park	Condo	6	10
180 Pennsylvania Avenue	Planned	Construction	2024	East New York	Condo	7	8
2102 East 1st Street	Planned	Construction	2024	Gravesend	Condo / Commercial	6	12
2892 Nostrand Avenue	Planned	Construction	2024	Sheepshead Bay	Condo	9	32
3027 West 21st Street	Planned	Construction	2025	Coney Island	Condo	23	282

Projects in bold represent Brown Harris Stevens Development Marketing projects.



NOW SOLD OUT: SIX GARFIELD | 6 Garfield Place, Park Slope | sixgarfield.com

Questions About This Report?
Email research@bhsdm.com

Disclaimer

This presentation is for internal information only. It is not intended for public or third party distribution. All intellectual property rights reserved. No part of this presentation may be reprinted or reproduced or utilized in any form or by electronic, mechanical or other means now known or hereafter invented, including photocopying and recording, or in any information storage or retrieval system without permission in writing from Brown Harris Stevens Development Marketing, LLC. All images used within this presentation require copyright clearance from the original sources and are not to be distributed publicly.

All contract signed data is based on publicly recorded sales.

(C) BROWN HARRIS STEVENS DEVELOPMENT MARKETING, LLC