

JUNE 2022

Inventory Report



Manhattan

BHSID 21855624

JUNE 2022

Highlights

At 5.8 months, the supply of available apartments in Manhattan was **10% higher** compared to May.

The months' supply was 6.1 months for condominiums, and 5.6 months for cooperatives.

The West Side remained the tightest market in Manhattan, with just a 4.5-month supply of apartments for sale.

DEFINITIONS

Listings: Number of active listings transmitted through the Real Estate Board of New York's listing service at the beginning of the month.

Months' Supply: How many months it would take to sell all active listings in a given market. We calculate it by dividing the number of listings by the average number of closings over the prior 6 months. Historically, a months' supply between 6-7 months indicates a balanced market.



BHSID 21858981

JUNE 2022

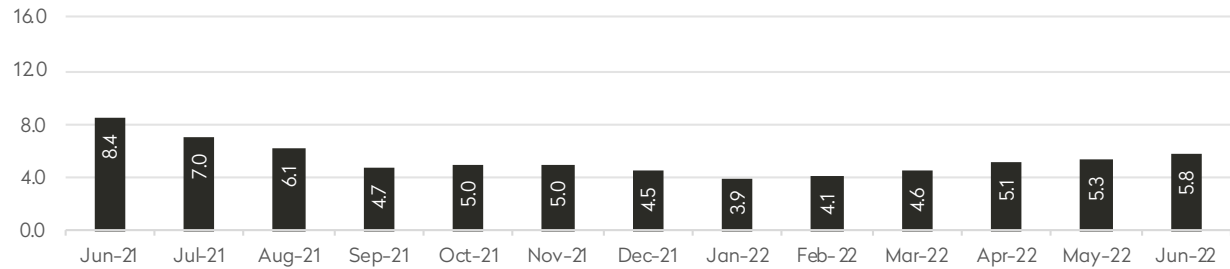
Inventory Report



BHSID 21823273



MONTHS' SUPPLY ALL APARTMENTS



CONDOMINIUMS

	JUNE 2022		MAY 2022		JUNE 2021	
	Listings	Months' Supply	Listings	Months' Supply	Listings	Months' Supply
Studio	247	5.1	251	4.8	332	9.8
1-Bedroom	1,075	5.3	975	4.6	1,097	7.6
2-Bedroom	1,172	5.7	1,118	5.2	1,246	8.1
3+Bedroom	1,150	8.1	1,087	7.6	1,269	12.4
Loft	119	5.8	101	4.5	131	7.4
All	3,763	6.1	3,532	5.5	4,075	9.0

COOPERATIVES

	JUNE 2022		MAY 2022		JUNE 2021	
	Listings	Months' Supply	Listings	Months' Supply	Listings	Months' Supply
Studio	528	4.4	520	4.1	698	8.5
1-Bedroom	1,302	5.2	1,241	4.7	1,387	6.9
2-Bedroom	1,034	5.6	995	5.1	1,063	6.8
3+Bedroom	804	7.6	784	7.2	865	11.3
Loft	110	5.5	97	5.0	141	8.5
All	3,778	5.6	3,637	5.1	4,154	7.8

JUNE 2022

Inventory Report

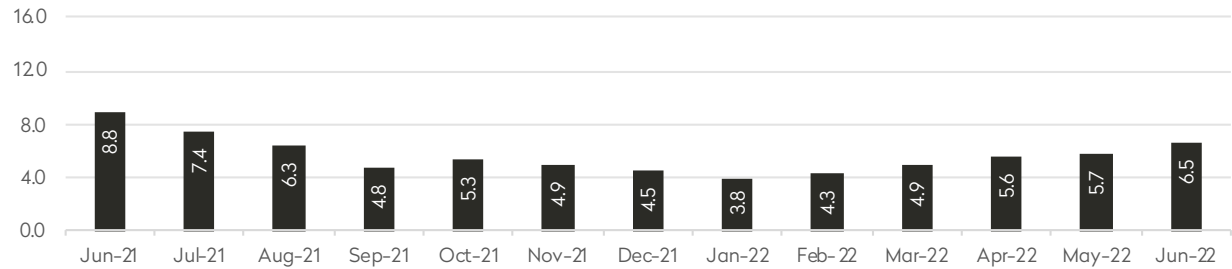
Generally 59th Street to 96th Street,
Fifth Avenue to the East River



BHSID 20683400



MONTHS' SUPPLY ALL APARTMENTS



CONDOMINIUMS

	JUNE 2022		MAY 2022		JUNE 2021	
	Listings	Months' Supply	Listings	Months' Supply	Listings	Months' Supply
Studio	16	4.6	21	4.2	30	6.2
1-Bedroom	99	4.2	93	3.6	113	5.9
2-Bedroom	114	4.4	93	3.6	128	6.6
3+Bedroom	214	8.1	201	7.9	263	12.3
All	443	5.6	408	4.9	534	8.2

COOPERATIVES

	JUNE 2022		MAY 2022		JUNE 2021	
	Listings	Months' Supply	Listings	Months' Supply	Listings	Months' Supply
Studio	121	5.1	122	4.5	172	9.6
1-Bedroom	387	6.3	347	5.3	368	7.3
2-Bedroom	349	6.6	335	5.5	348	8.1
3+Bedroom	396	9.1	371	8.5	411	12.6
All	1,253	6.9	1,175	6.0	1,299	9.0

JUNE 2022

Inventory Report

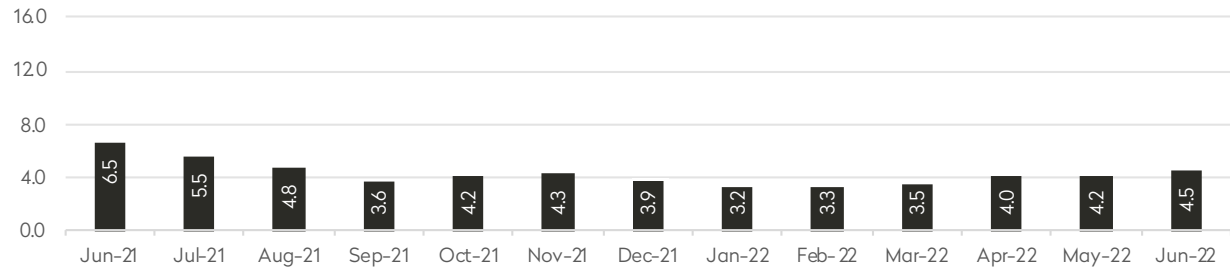
Generally 59th Street to 110th Street,
Hudson River to West of Fifth Avenue



BHSID 21848975



MONTHS' SUPPLY ALL APARTMENTS



CONDOMINIUMS

	JUNE 2022		MAY 2022		JUNE 2021	
	Listings	Months' Supply	Listings	Months' Supply	Listings	Months' Supply
Studio	24	4.6	27	4.9	35	5.7
1-Bedroom	117	4.1	102	3.3	136	5.3
2-Bedroom	146	5.2	132	4.3	142	6.4
3+Bedroom	210	7.3	202	7.5	249	14.4
All	497	5.5	463	4.9	562	7.9

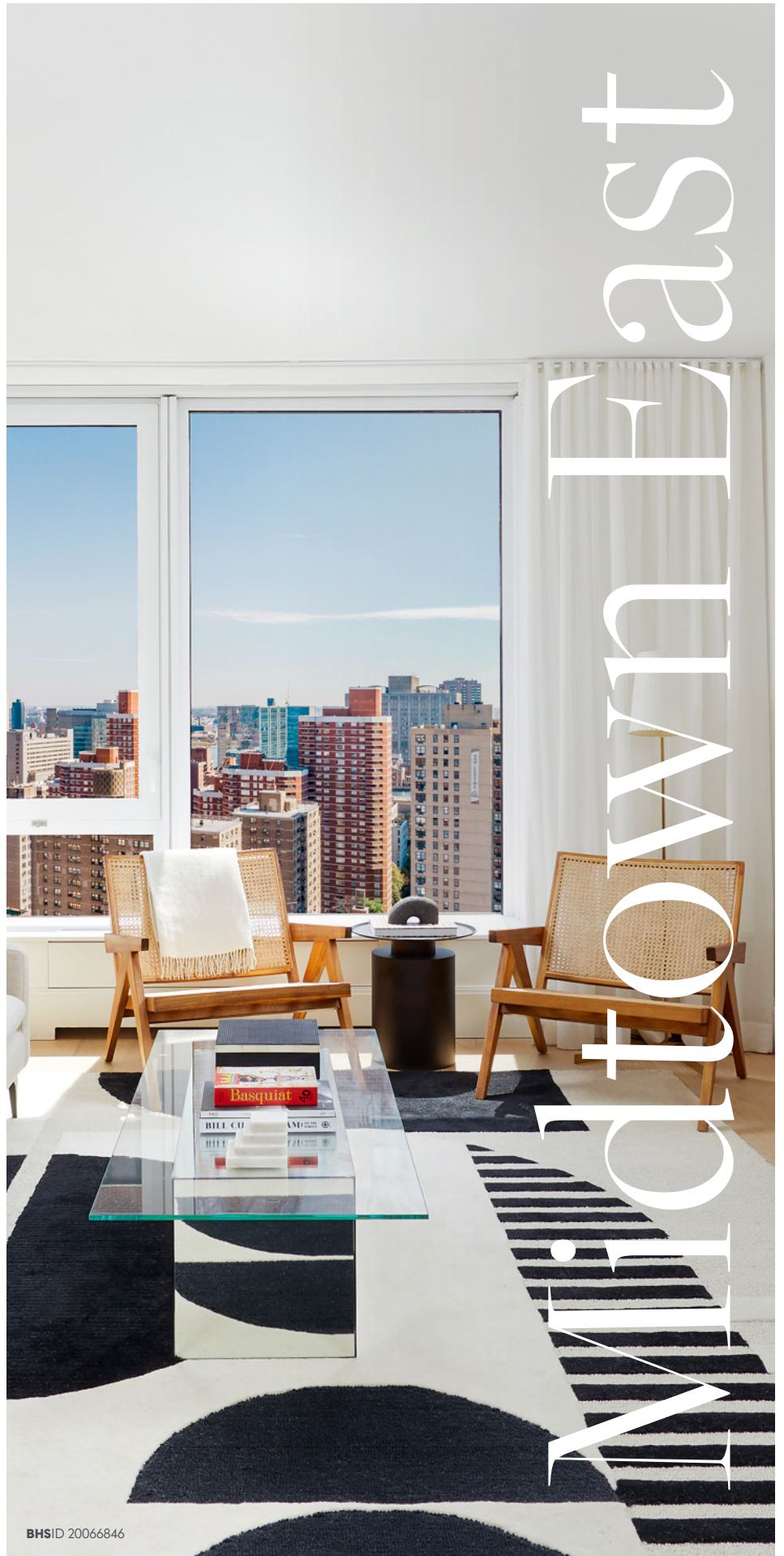
COOPERATIVES

	JUNE 2022		MAY 2022		JUNE 2021	
	Listings	Months' Supply	Listings	Months' Supply	Listings	Months' Supply
Studio	69	3.7	58	3.1	85	5.7
1-Bedroom	156	3.0	146	2.9	217	5.1
2-Bedroom	154	3.9	158	3.9	179	4.8
3+Bedroom	137	5.0	147	5.0	162	8.0
All	516	3.8	509	3.7	643	5.6

JUNE 2022

Inventory Report

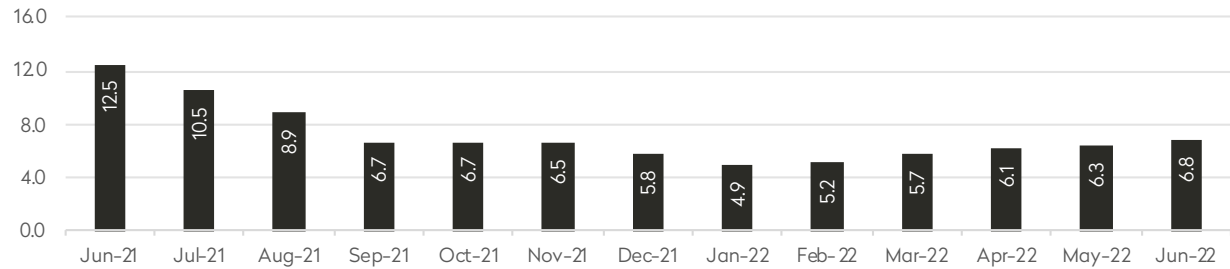
Generally 34th to 59th Street,
Fifth Avenue to the East River



BHSID 20066846



MONTHS' SUPPLY ALL APARTMENTS



CONDOMINIUMS

	JUNE 2022		MAY 2022		JUNE 2021	
	Listings	Months' Supply	Listings	Months' Supply	Listings	Months' Supply
Studio	25	3.8	23	3.8	45	13.5
1-Bedroom	140	6.3	120	5.0	148	12.5
2-Bedroom	153	8.4	146	8.1	144	10.5
3+Bedroom	91	15.2	79	12.8	72	18.8
All	409	7.7	368	6.8	409	12.5

COOPERATIVES

	JUNE 2022		MAY 2022		JUNE 2021	
	Listings	Months' Supply	Listings	Months' Supply	Listings	Months' Supply
Studio	133	4.9	130	4.3	177	10.7
1-Bedroom	238	6.3	252	6.6	280	11.9
2-Bedroom	158	6.7	151	6.0	190	11.5
3+Bedroom	97	9.7	83	8.4	125	22.7
All	626	6.3	616	6.0	772	12.5

JUNE 2022

Inventory Report

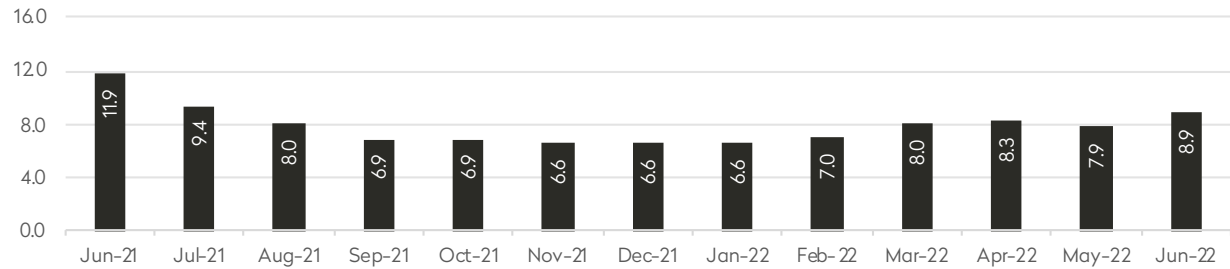
Generally 34th to 59th Street,
Hudson River to West of Fifth Avenue



BHGP 21876.52



MONTHS' SUPPLY ALL APARTMENTS



CONDOMINIUMS

	JUNE 2022		MAY 2022		JUNE 2021	
	Listings	Months' Supply	Listings	Months' Supply	Listings	Months' Supply
Studio	57	10.1	51	7.0	60	15.7
1-Bedroom	181	9.6	168	8.5	184	11.5
2-Bedroom	157	10.0	151	8.9	157	11.9
3+Bedroom	121	9.7	110	9.9	130	19.5
All	516	9.8	480	8.7	531	13.4

COOPERATIVES

	JUNE 2022		MAY 2022		JUNE 2021	
	Listings	Months' Supply	Listings	Months' Supply	Listings	Months' Supply
Studio	31	6.9	24	4.6	32	8.0
1-Bedroom	52	5.2	50	4.8	75	9.2
2-Bedroom	35	6.8	28	7.0	35	7.5
3+Bedroom	15	30.0	17	25.5	14	10.5
All	133	6.6	119	5.9	156	8.6

JUNE 2022

Inventory Report

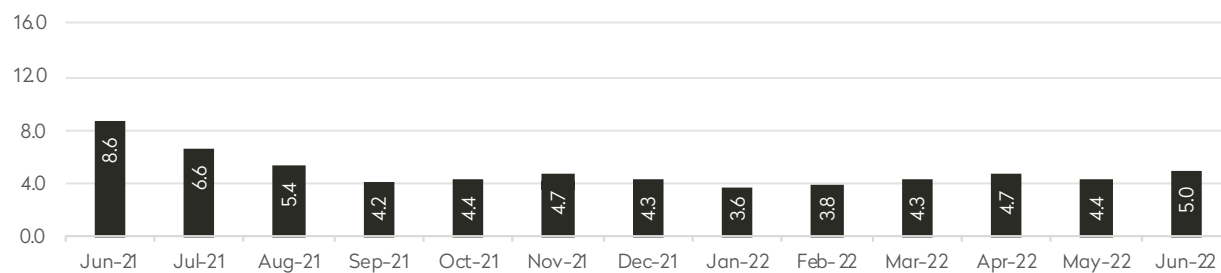
34th Street to 14th Street



BHSID 21636065



MONTHS' SUPPLY ALL APARTMENTS



CONDOMINIUMS

	JUNE 2022		MAY 2022		JUNE 2021	
	Listings	Months' Supply	Listings	Months' Supply	Listings	Months' Supply
Studio	24	4.2	22	3.7	32	8.7
1-Bedroom	153	3.8	137	3.5	156	7.3
2-Bedroom	200	5.1	192	5.3	209	8.8
3+Bedroom	177	8.2	166	8.0	191	18.2
Loft	30	10.6	27	8.5	27	9.0
All	584	5.3	544	5.2	615	9.9

COOPERATIVES

	JUNE 2022		MAY 2022		JUNE 2021	
	Listings	Months' Supply	Listings	Months' Supply	Listings	Months' Supply
Studio	74	3.4	83	3.9	123	8.6
1-Bedroom	161	4.8	149	4.3	175	6.3
2-Bedroom	77	5.1	77	5.0	69	5.4
3+Bedroom	39	7.5	34	6.2	39	14.6
Loft	27	4.3	26	4.3	47	9.7
All	378	4.6	369	4.4	453	7.3

JUNE 2022

Inventory Report

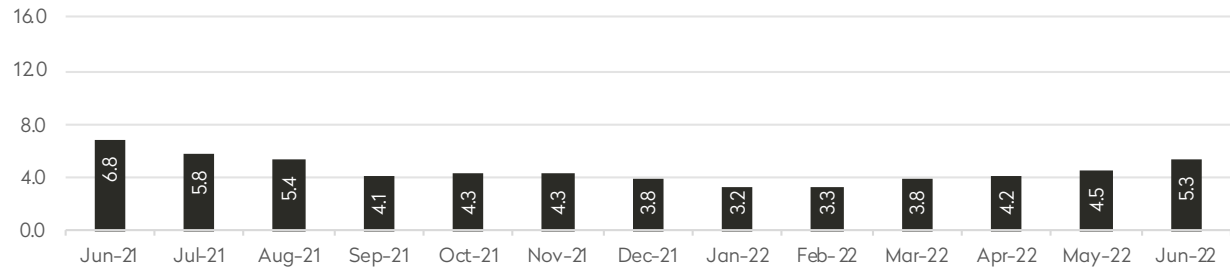
South of 14th Street



BHSID 21798358



MONTHS' SUPPLY ALL APARTMENTS



CONDOMINIUMS

	JUNE 2022		MAY 2022		JUNE 2021	
	Listings	Months' Supply	Listings	Months' Supply	Listings	Months' Supply
Studio	83	5.9	87	5.6	104	11.6
1-Bedroom	300	6.0	266	5.0	264	6.4
2-Bedroom	284	4.8	283	4.2	339	7.4
3+Bedroom	256	7.3	247	6.0	276	7.8
Loft	87	4.9	72	3.7	98	7.3
All	1,010	5.7	955	4.9	1,081	7.4

COOPERATIVES

	JUNE 2022		MAY 2022		JUNE 2021	
	Listings	Months' Supply	Listings	Months' Supply	Listings	Months' Supply
Studio	79	3.8	84	3.7	94	7.0
1-Bedroom	179	4.1	176	3.7	185	4.9
2-Bedroom	114	4.0	102	3.3	125	4.5
3+Bedroom	67	7.1	74	6.8	62	9.8
Loft	77	6.4	64	5.3	79	7.5
All	516	4.5	500	4.0	545	5.7

JUNE 2022

Inventory Report

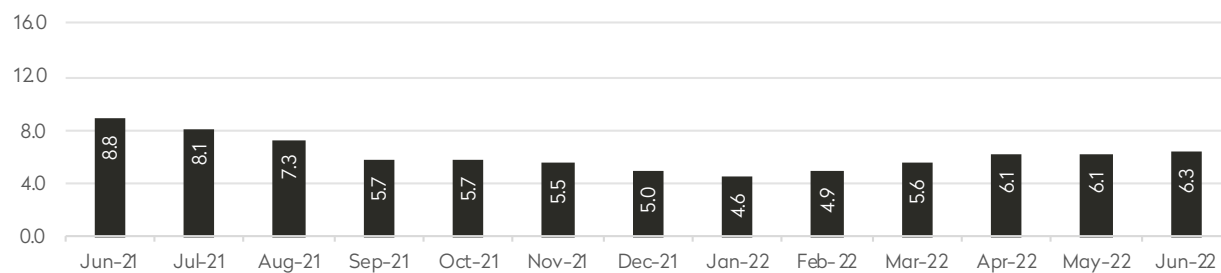
Generally North of 96th Street on the East Side, and 110th Street on the West Side



BHSID 19342123



MONTHS' SUPPLY ALL APARTMENTS



CONDOMINIUMS

	JUNE 2022		MAY 2022		JUNE 2021	
	Listings	Months' Supply	Listings	Months' Supply	Listings	Months' Supply
Studio	18	2.3	20	3.0	26	8.7
1-Bedroom	85	4.0	89	4.1	100	10.9
2-Bedroom	118	6.1	121	6.2	128	8.1
3+Bedroom	83	6.9	84	7.6	89	12.1
All	304	5.0	314	5.3	343	9.7

COOPERATIVES

	JUNE 2022		MAY 2022		JUNE 2021	
	Listings	Months' Supply	Listings	Months' Supply	Listings	Months' Supply
Studio	21	7.0	19	6.0	16	16.0
1-Bedroom	131	9.6	125	7.7	95	7.9
2-Bedroom	150	8.2	146	7.2	121	8.0
3+Bedroom	54	5.9	59	6.3	54	6.6
All	356	8.1	349	7.1	286	7.9

Contact Us

JUNE 2022

Manhattan Inventory Report

East Side

445 Park Avenue
New York, NY 10022
212-906-9200

West Side

1926 Broadway
New York, NY 10023
212-588-5600

West Side/Columbus

408 Columbus Avenue
New York, NY 10024
212-769-3000

Flatiron

130 Fifth Avenue
New York, NY 10011
212-906-0500

Village

831 Broadway
New York, NY 10003
212-381-6500

Midtown

770 Lexington Avenue, 10th Floor
New York, NY 10065
212-508-7200

SoHo

451 West Broadway
New York, NY 10012
212-381-4200

Tribeca

43 North Moore Street
New York, NY 10013
212-452-4500

Harlem

2169 Frederick Douglass Boulevard
New York, NY 10026
212-381-2570

Development Marketing

451 West Broadway
New York, NY 10012
212-521-5757

BHS Relocation Services

445 Park Avenue, 10th Floor
New York, NY 10022
212-381-6521

BHS THE Craft OF Research

Prepared by Lisa Rae Castrigno, SVP of Research, Brown Harris Stevens.

©2022 by Brown Harris Stevens. All Rights Reserved. This information may not be copied, used or distributed without Brown Harris Stevens' consent. While information is believed true, no guaranty is made of accuracy.