

Third Quarter 2017

BROOKLYN RESIDENTIAL MARKET REPORT

BROWN HARRIS STEVENS Established 1873



LUXURY
PORTFOLIO
INTERNATIONAL®

Leading
REAL ESTATE COMPANIES
OF THE WORLD

Data Highlights

Cover Property: BrownHarrisStevens.com WEB# 17602548-

The average apartment price fell for the second straight quarter in Brooklyn, but remained **higher** than a year ago.



BrownHarrisStevens.com WEB# 17525573



BrownHarrisStevens.com WEB# 17583330

Records were set for

both the average and median

townhouse prices.

At **\$1,205,566** the

average townhouse price was 16%

higher than the third quarter of 2016.

All Brooklyn

COOPERATIVES & CONDOMINIUMS*

Apartment prices averaged \$845,879 in

Brooklyn, a **2%** increase from 2016's

third quarter.

The average condo price per square

foot rose 13% over the past year to

\$994.



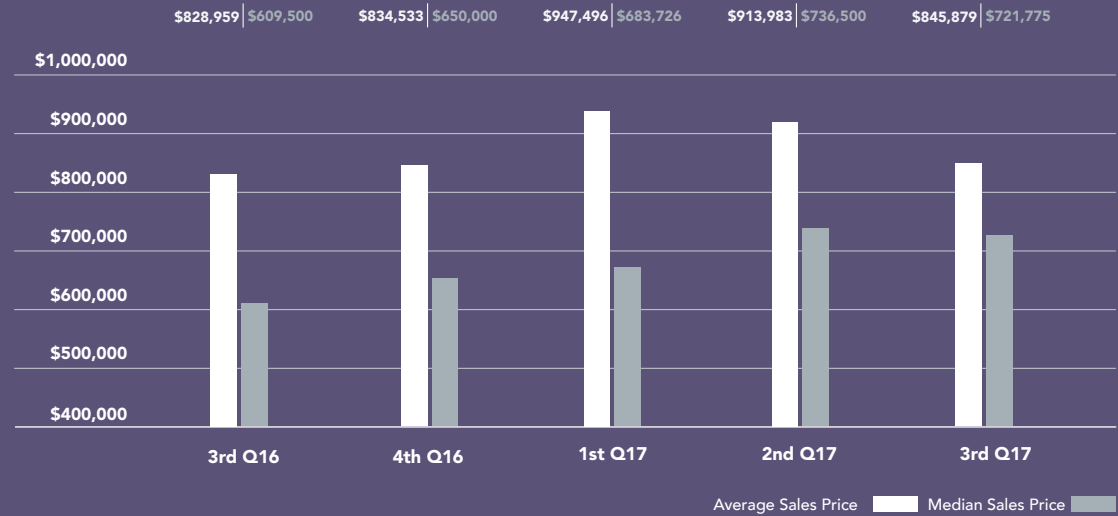
BrownHarrisStevens.com WEB# 17567123

* Includes new development and resale apartments.

3Q17 data is preliminary and subject to revision in future reports. Data from the prior four quarters has been revised to include sales recorded after our initial reports were released.

COOPERATIVES & CONDOMINIUMS

Average & Median Sales Price



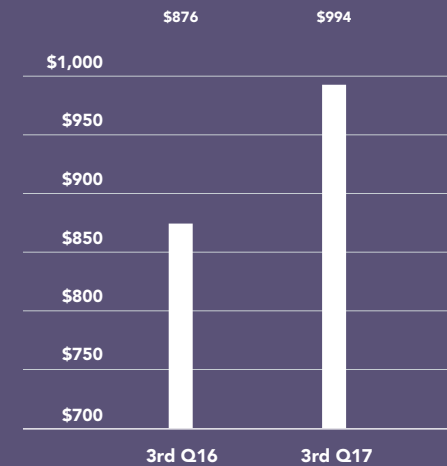
COOPERATIVE

Average Price Per Room



CONDOMINIUM

Average Price Per Square Foot



All Brooklyn

1-4 FAMILY HOUSES

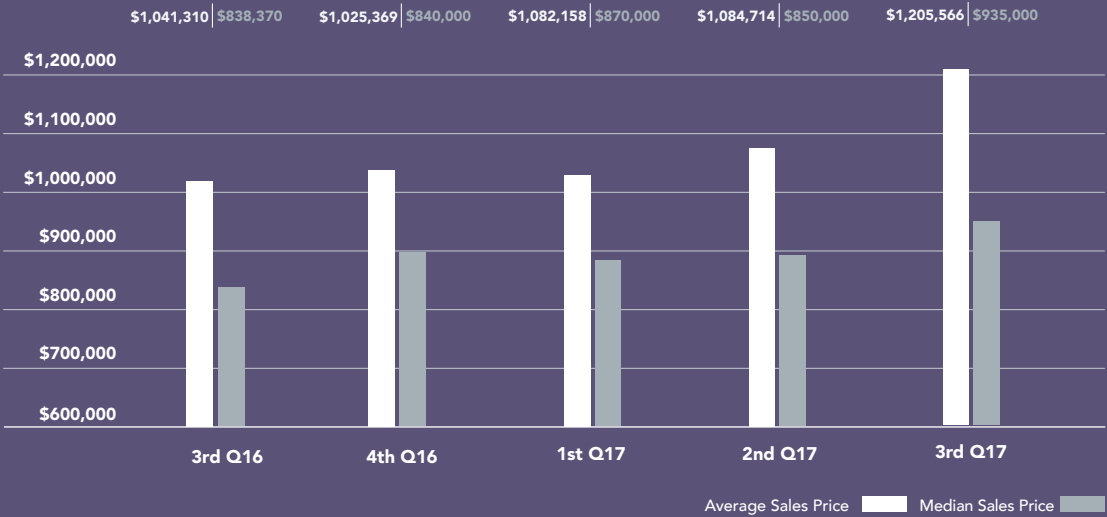
Prices for Brooklyn townhouses averaged a record \$1,205,566 in the third quarter.

The median price of **\$935,000** also set a record, and was 12% higher than a year ago.

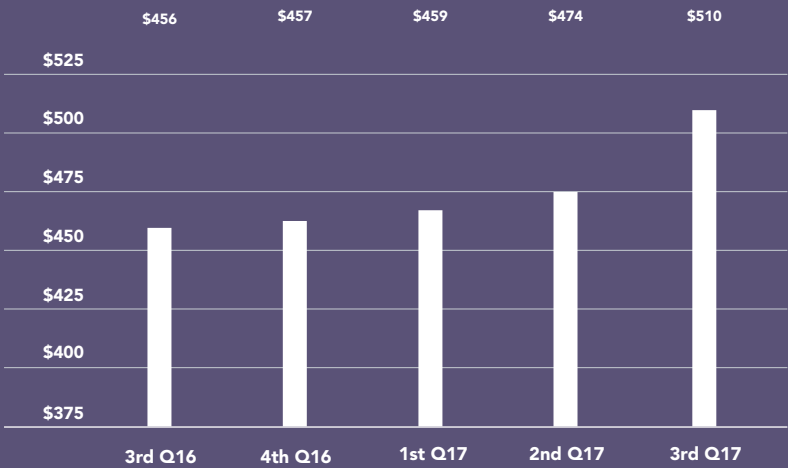


BrownHarrisStevens.com WEB# 17525573

AVERAGE & MEDIAN SALES PRICE



AVERAGE PRICE PER SQUARE FOOT



Brooklyn Market Areas

BROWNSTONE

Boerum Hill
Brooklyn Heights
Carroll Gardens
Clinton Hill
Cobble Hill
Columbia Street Waterfront District
Ditmas Park
Downtown Brooklyn
Dumbo
Fort Greene
Gowanus
Greenwood Heights
Park Slope
Prospect Heights
Prospect Park South
Prospect-Lefferts Gardens
Red Hook
South Slope
Vinegar Hill
Windsor Terrace

CENTRAL

Bedford-Stuyvesant
Brownsville
Bushwick
Crown Heights
East New York
Stuyvesant Heights

NORTH

East Williamsburg
Greenpoint
Williamsburg North Side
Williamsburg South Side

SOUTH

Bath Beach
Bay Ridge
Bensonhurst
Bergen Beach
Borough Park
Brighton Beach
Canarsie
Coney Island
Dyker Heights
East Flatbush
Flatbush
Flatlands
Gerritsen Beach
Gravesend
Kensington
Manhattan Beach
Marine Park
Midwood
Mill Basin
Sea Gate
Sheepshead Bay
Sunset Park



Brownstone Brooklyn

COOPERATIVES & CONDOMINIUMS

The average apartment price fell

2% over the past year, while the

median price rose 9%.

Condo prices averaged

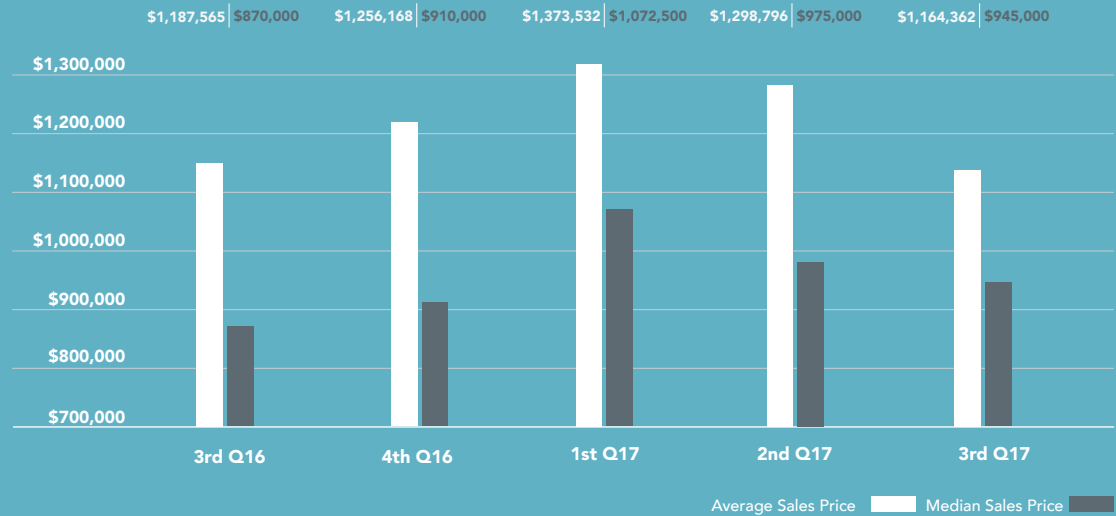
\$1,213 per square foot, a

10% improvement compared to a year

ago.

COOPERATIVES & CONDOMINIUMS

Average & Median Sales Price



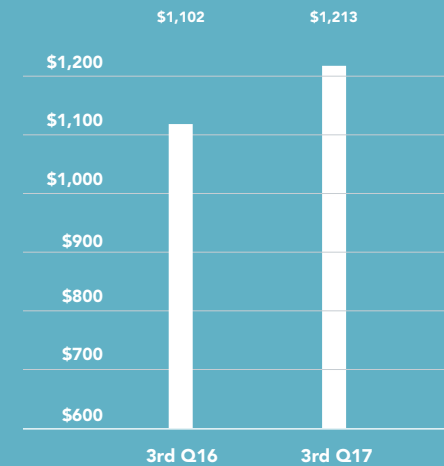
COOPERATIVE

Average Price Per Room



CONDOMINIUM

Average Price Per Square Foot



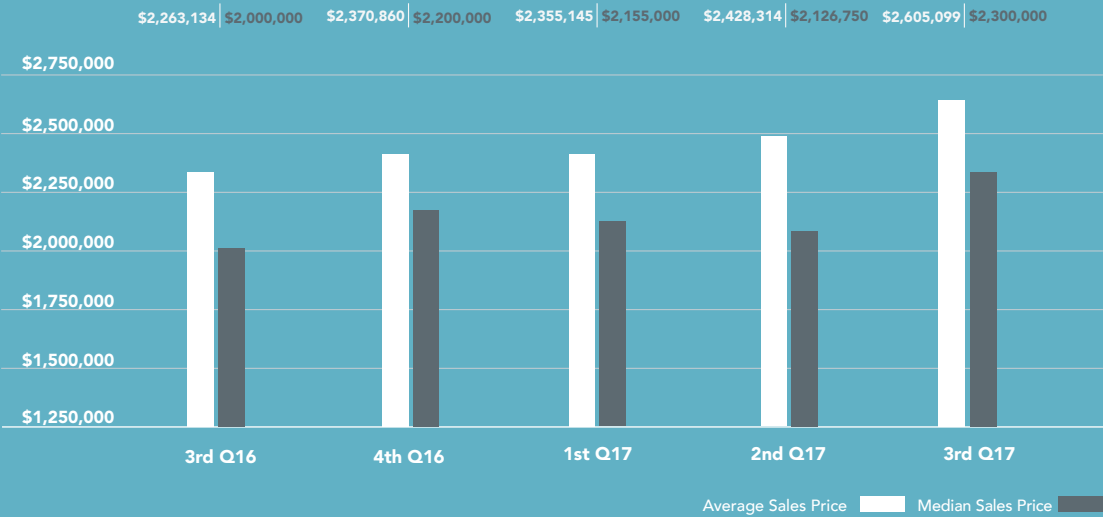
Brownstone Brooklyn

1-4 FAMILY HOUSES

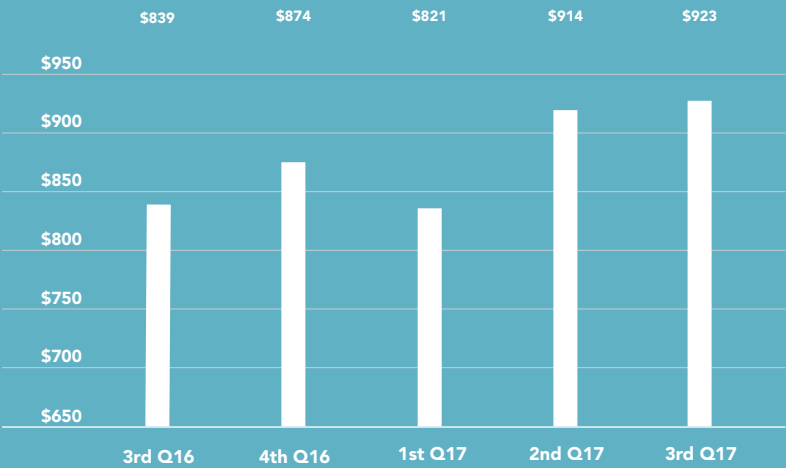
Both the average and median
townhouse prices were
15% higher than the third
quarter of 2016.



AVERAGE & MEDIAN SALES PRICE




AVERAGE PRICE PER SQUARE FOOT



North Brooklyn

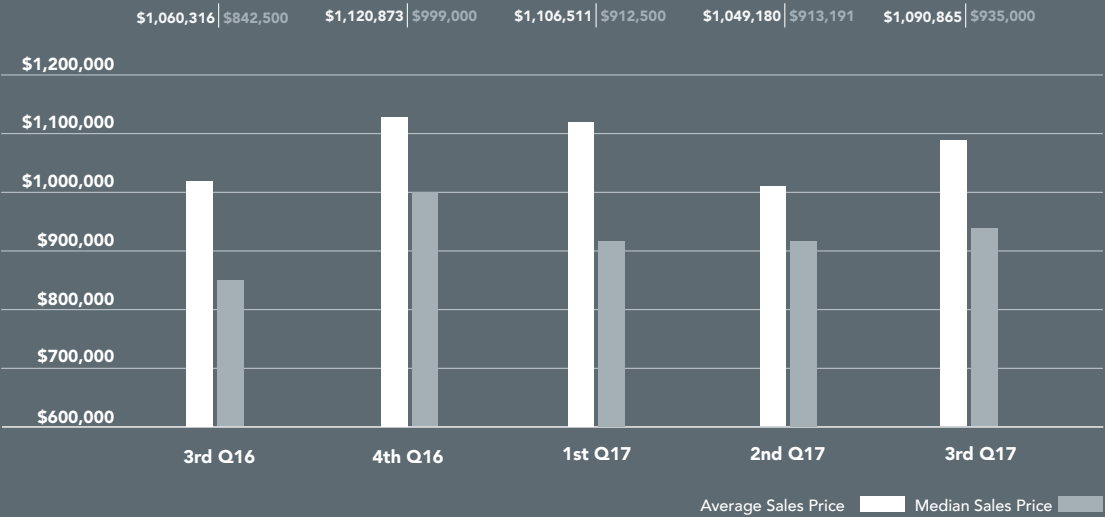
COOPERATIVES & CONDOMINIUMS

Condo prices rose sharply in North Brooklyn, with their average price per square foot 18% higher than a year ago.



COOPERATIVES & CONDOMINIUMS

Average & Median Sales Price



CONDOMINIUM

Average Price Per Square Foot

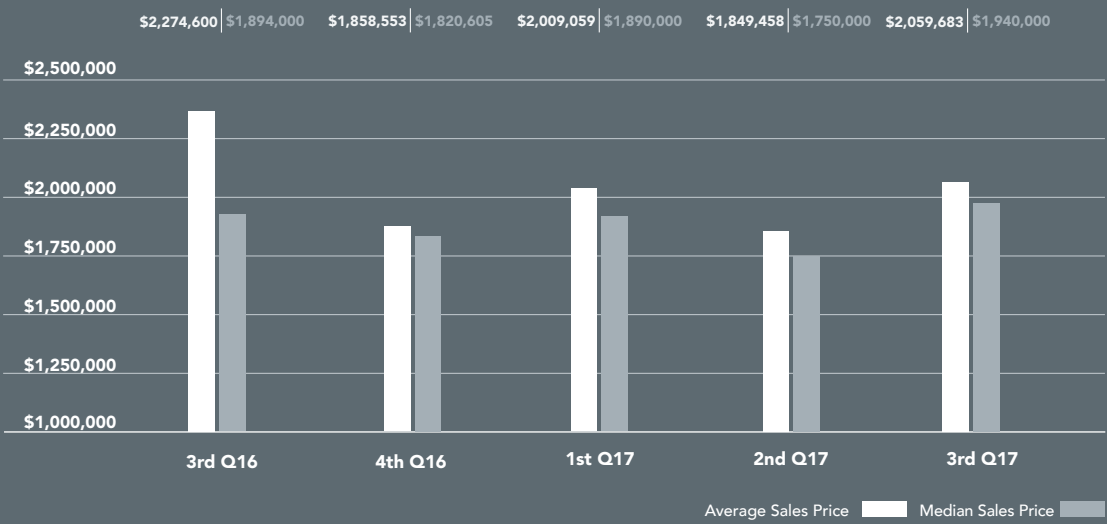


North Brooklyn

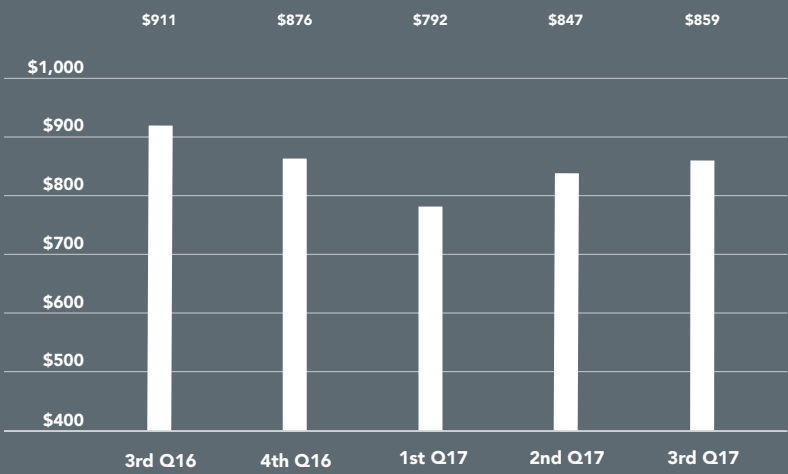
1-4 FAMILY HOUSES

The median townhouse price
rose slightly over the past
year, while the average price fell
in North Brooklyn.

AVERAGE & MEDIAN SALES PRICE



AVERAGE PRICE PER SQUARE FOOT



Central Brooklyn

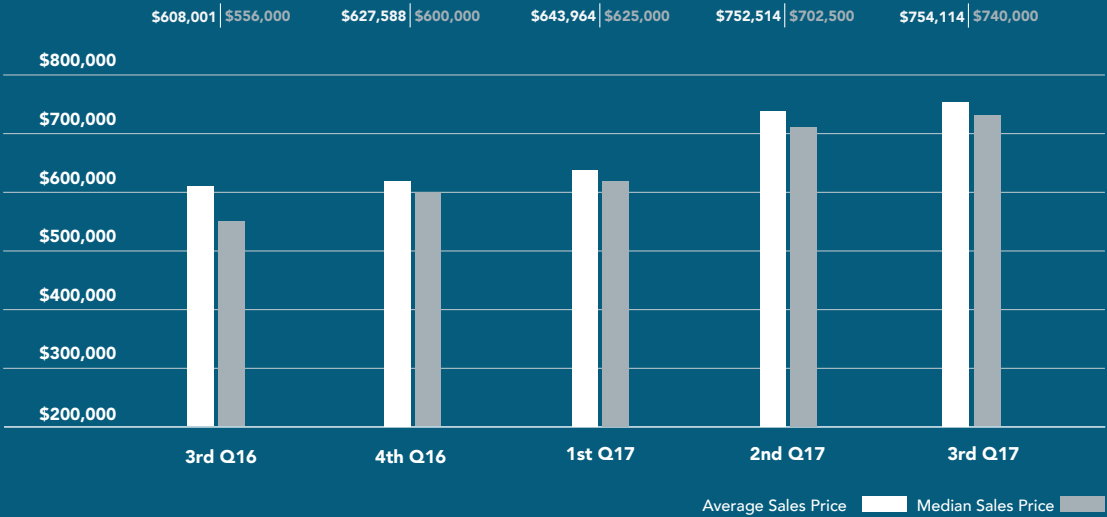
COOPERATIVES & CONDOMINIUMS

Apartments in Central Brooklyn posted **strong** price increases compared to a year ago.

Condo prices rose 18% over the past year to an average of **\$774** per square foot.

COOPERATIVES & CONDOMINIUMS

Average & Median Sales Price



CONDOMINIUM

Average Price Per Square Foot



Central Brooklyn

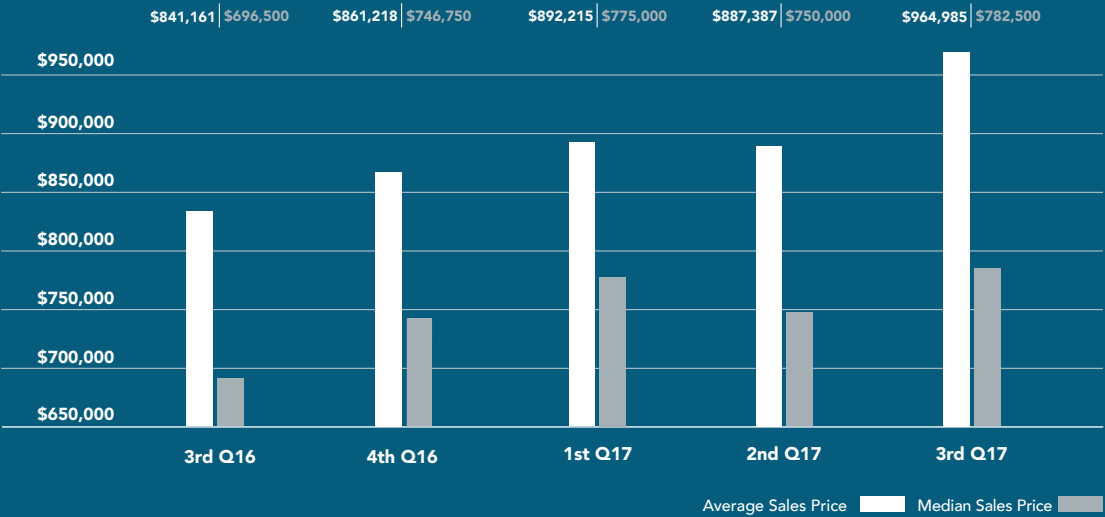
1-4 FAMILY HOUSES

The average townhouse price
rose **15%** from a year
ago to \$964,985.

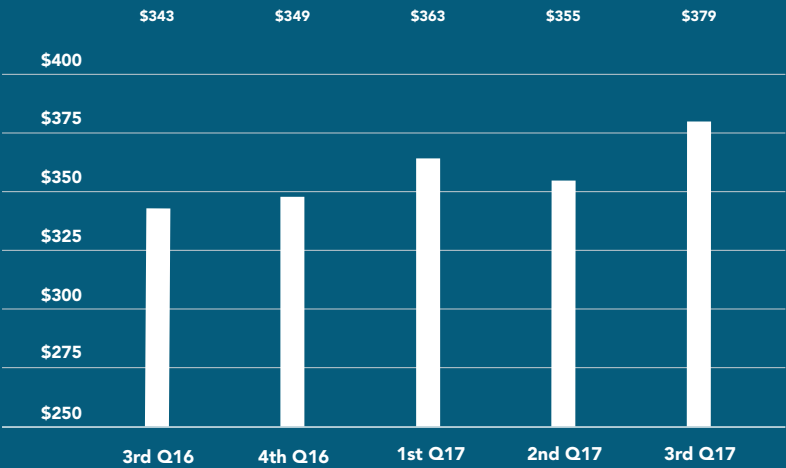


BrownHarrisStevens.com WEB# 15624703

AVERAGE & MEDIAN SALES PRICE



AVERAGE PRICE PER SQUARE FOOT



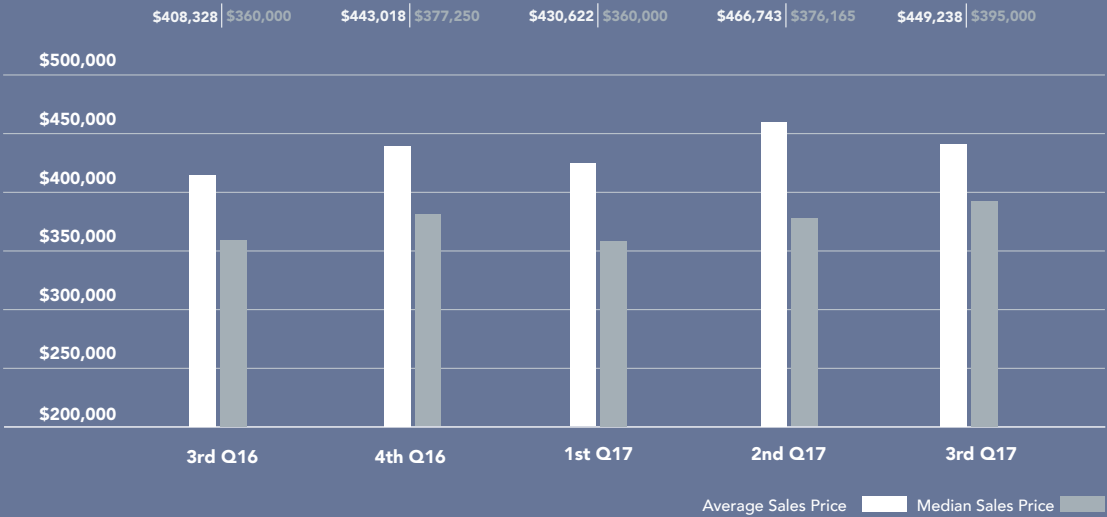
South Brooklyn

COOPERATIVES & CONDOMINIUMS

South Brooklyn apartment prices averaged \$449,238, **10%** more than 2016's third quarter.

COOPERATIVES & CONDOMINIUMS

Average & Median Sales Price



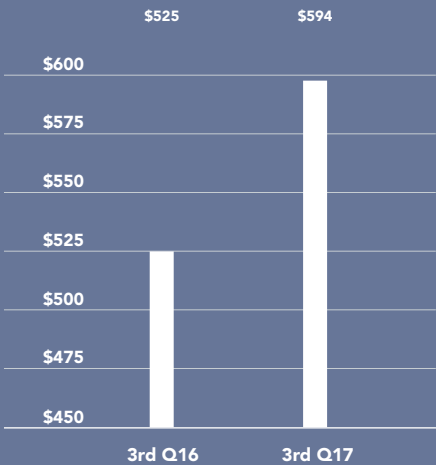
COOPERATIVE

Average Price Per Room



CONDOMINIUM

Average Price Per Square Foot



South Brooklyn

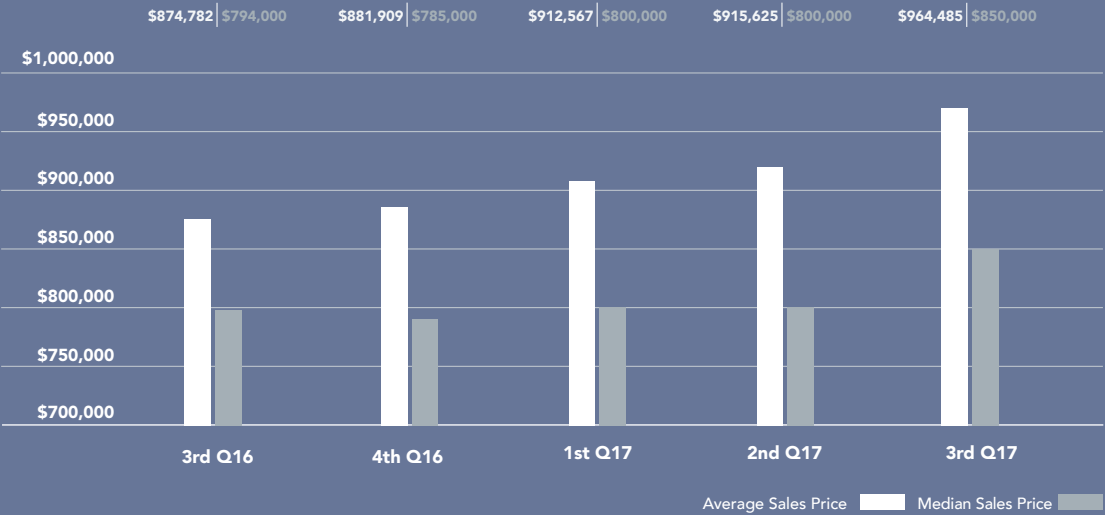
1-4 FAMILY HOUSES

At \$964,485, the average
townhouse price was **10%**
higher than a year ago.

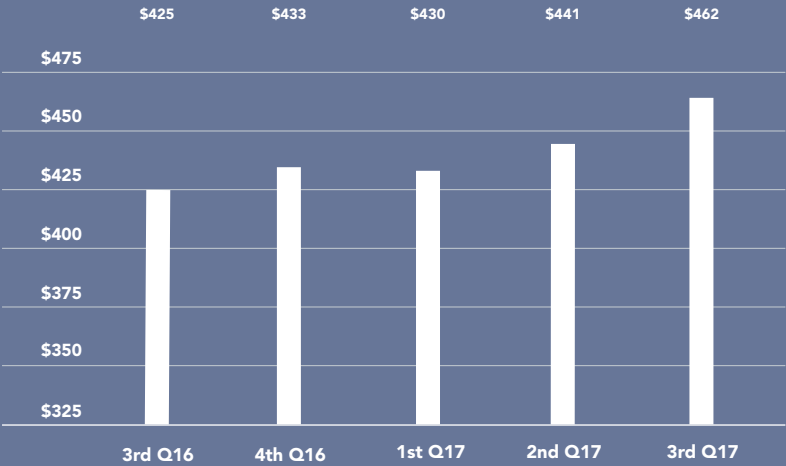


BrownHarrisStevens.com WEB# 16474547

AVERAGE & MEDIAN SALES PRICE



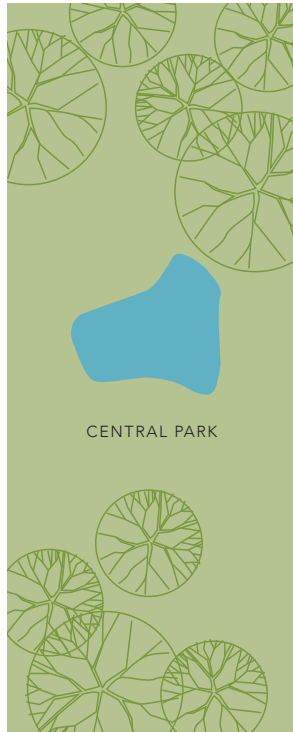
AVERAGE PRICE PER SQUARE FOOT



Contact us

West Side
1926 Broadway
Kevin Kovesci, EVP
Managing Director of Sales

CENTRAL PARK WEST



5TH AVENUE

Madison Avenue
790 Madison Avenue
Caroline E. Y. Guthrie
President

East Side
445 Park Avenue
Hall F. Willkie, President
Bess Freedman, EVP
Managing Director of Sales
and Business Development
Ruth McCoy, EVP
Managing Director of Sales
Richard Ferrari, EVP
Managing Director of Sales
Peter R. Marra, EVP
Managing Director of Sales
Neil M. Laurine, EVP
Managing Director of Sales

Brown Harris Stevens
Development
Marketing
445 Park Avenue
Stephen Kliegerman,
President

Downtown
130 Fifth Avenue
Stephen Klym, EVP
Managing Director of Sales
Sarah Orlinsky-Maitland, EVP
Managing Director of Sales

Tribeca
43 North Moore
Stephen Klym, EVP
Managing Director of Sales

Prepared by Gregory Heym,
Chief Economist, Brown Harris
Stevens.

©2017 by Brown Harris Stevens.
All Rights Reserved. This information
may not be copied, used or
distributed without Brown Harris
Stevens' consent. While information
is believed true, no guaranty is
made of accuracy.



Brooklyn Heights
129 Montague Street
Christopher Thomas, EVP
Managing Director of Sales

Park Slope
100 Seventh Avenue
Camille Logan, EVP
Managing Director of Sales