

Second Quarter
2017

BROOKLYN RESIDENTIAL
MARKET REPORT

BROWN HARRIS STEVENS Established 1873



Leading REAL ESTATE
COMPANIES
OF THE WORLD®

Data Highlights

Cover Property: BrownHarrisStevens.com WEB# 16282564

While down from last quarter's record
\$947,732, the average
apartment price in Brooklyn was still 22%
higher than a year ago.



BrownHarrisStevens.com WEB# 13975967



BrownHarrisStevens.com WEB# 15639512

The median apartment price reached
a record **\$723,979** in
Brooklyn during the second quarter.

Townhouse prices averaged a record
\$1,109,602, a 13%
improvement from the second quarter
of 2016.

All Brooklyn

COOPERATIVES & CONDOMINIUMS*

Apartment prices averaged

\$896,204 in the second

quarter, down slightly from the prior

quarter's record.

The median apartment price climbed

26% over the past year to a

record \$723,979.



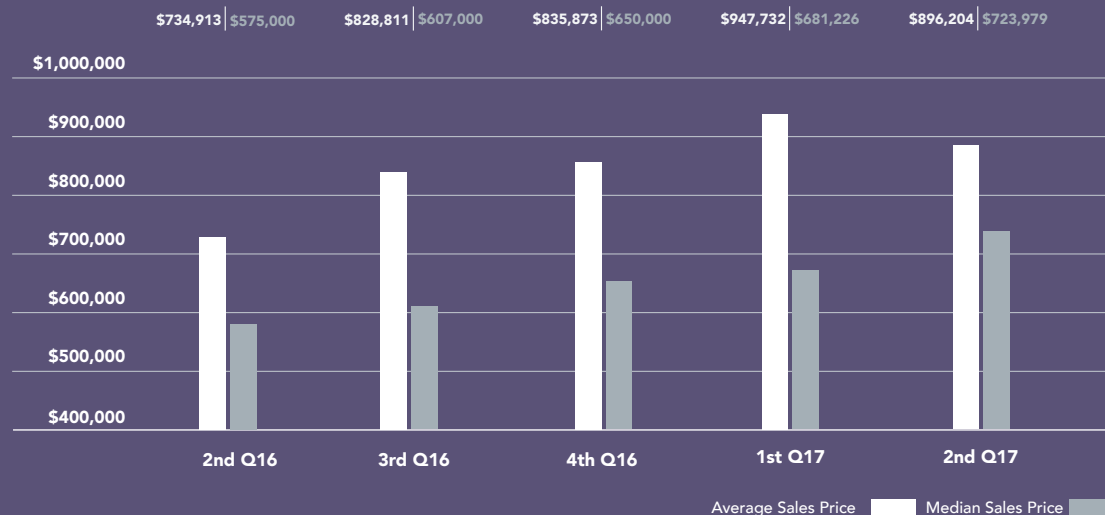
BrownHarrisStevens.com WEB# 16693894

* Includes new development and resale apartments.

2Q17 data is preliminary and subject to revision in future reports. Data from the prior four quarters has been revised to include sales recorded after our initial reports were released.

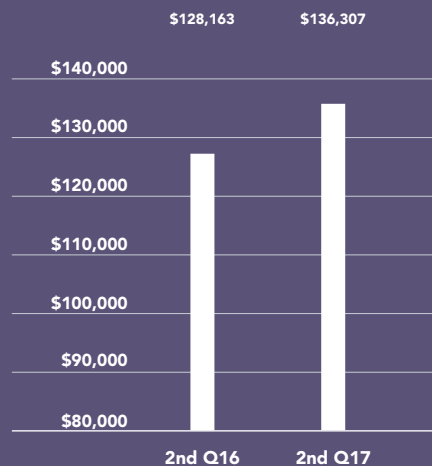
COOPERATIVES & CONDOMINIUMS

Average & Median Sales Price



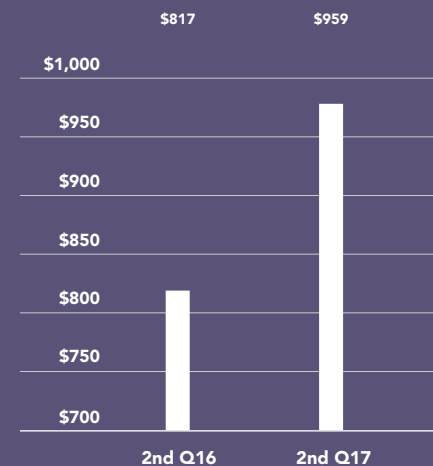
COOPERATIVE

Average Price Per Room



CONDOMINIUM

Average Price Per Square Foot



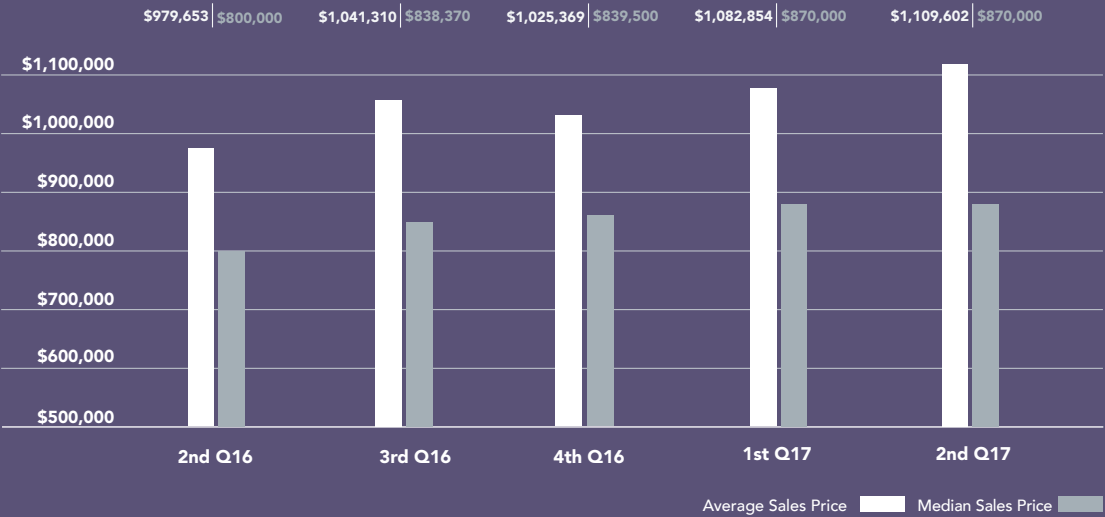
All Brooklyn

1-4 FAMILY HOUSES

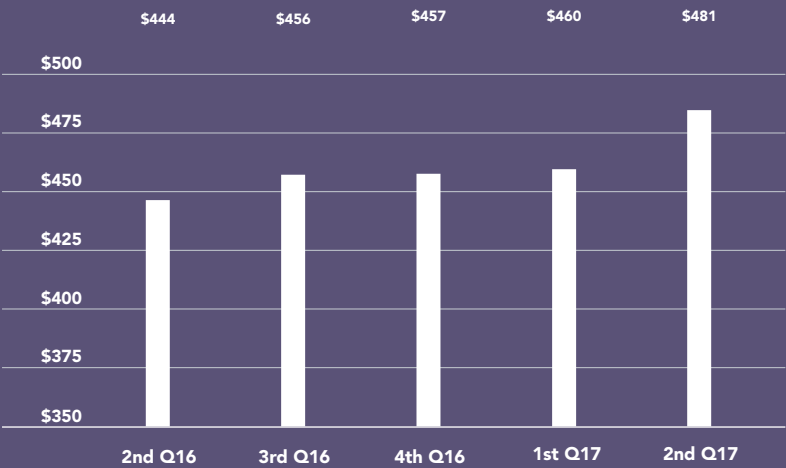
Townhouse prices averaged a record
\$1,109,602 in the
second quarter.



AVERAGE & MEDIAN SALES PRICE



AVERAGE PRICE PER SQUARE FOOT



Brooklyn Market Areas

BROWNSTONE

Boerum Hill
Brooklyn Heights
Carroll Gardens
Clinton Hill
Cobble Hill
Columbia Street Waterfront District
Ditmas Park
Downtown Brooklyn
Dumbo
Fort Greene
Gowanus
Greenwood Heights
Park Slope
Prospect Heights
Prospect Park South
Prospect-Lefferts Gardens
Red Hook
South Slope
Vinegar Hill
Windsor Terrace

CENTRAL

Bedford-Stuyvesant
Brownsville
Bushwick
Crown Heights
East New York
Stuyvesant Heights

NORTH

East Williamsburg
Greenpoint
Williamsburg North Side
Williamsburg South Side

SOUTH


Bath Beach
Bay Ridge
Bensonhurst
Bergen Beach
Borough Park
Brighton Beach
Canarsie
Coney Island
Dyker Heights
East Flatbush
Flatbush
Flatlands
Gerritsen Beach
Gravesend
Kensington
Manhattan Beach
Marine Park
Midwood
Mill Basin
Sea Gate
Sheepshead Bay
Sunset Park



Brownstone Brooklyn

COOPERATIVES & CONDOMINIUMS

Brownstone Brooklyn apartments posted sharp **gains** in both their average and median prices over the past year.



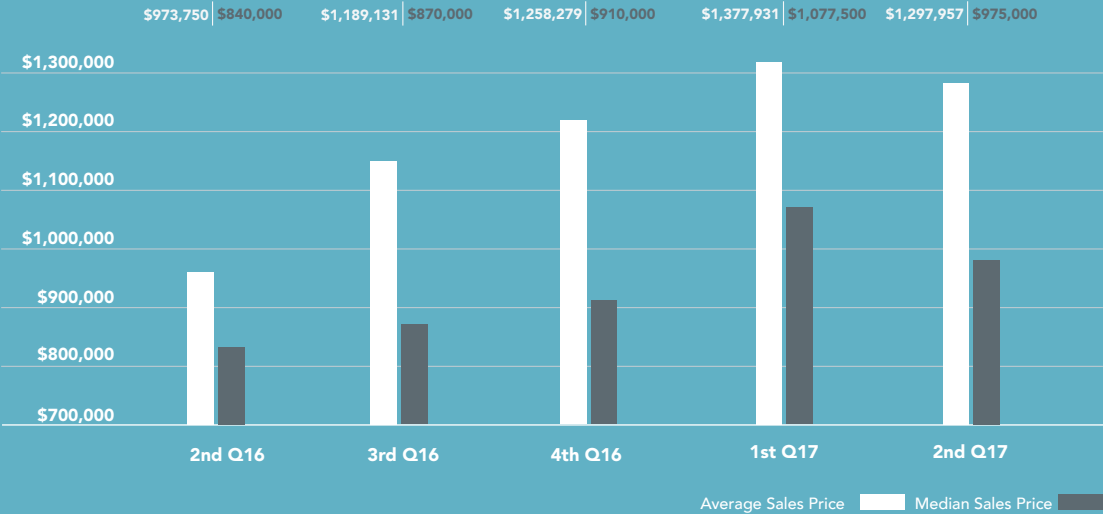
BrownHarrisStevens.com WEB# 16260561



BrownHarrisStevens.com WEB# 16907422

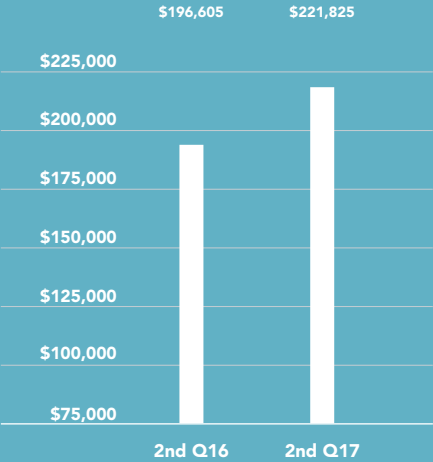
COOPERATIVES & CONDOMINIUMS

Average & Median Sales Price



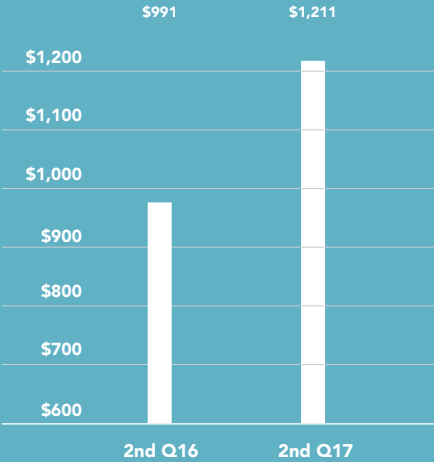
COOPERATIVE

Average Price Per Room



CONDOMINIUM

Average Price Per Square Foot



Brownstone Brooklyn

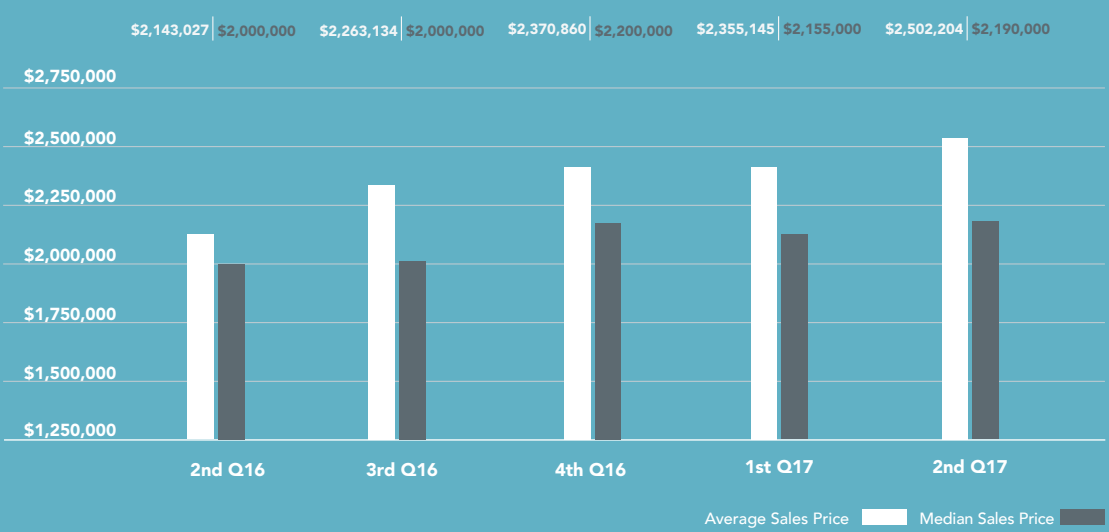
1-4 FAMILY HOUSES

The average townhouse price
of \$2,502,204 was **17%**
higher than a year ago.

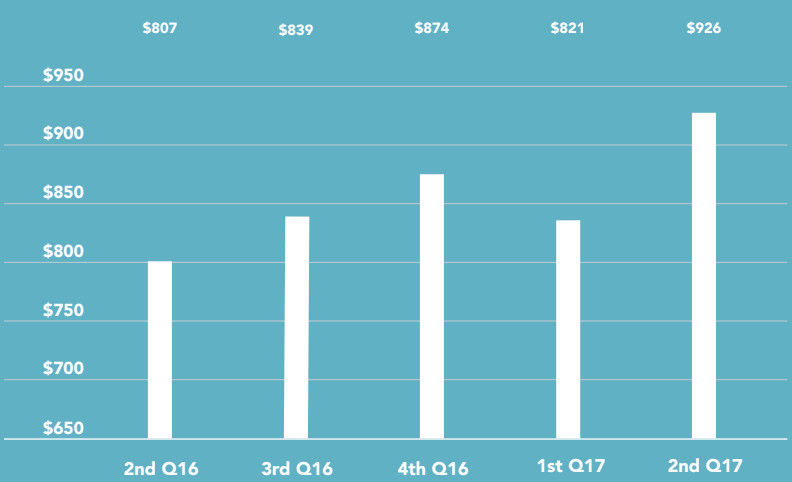


BrownHarrisStevens.com WEB#

AVERAGE & MEDIAN SALES PRICE



AVERAGE PRICE PER SQUARE FOOT



North Brooklyn

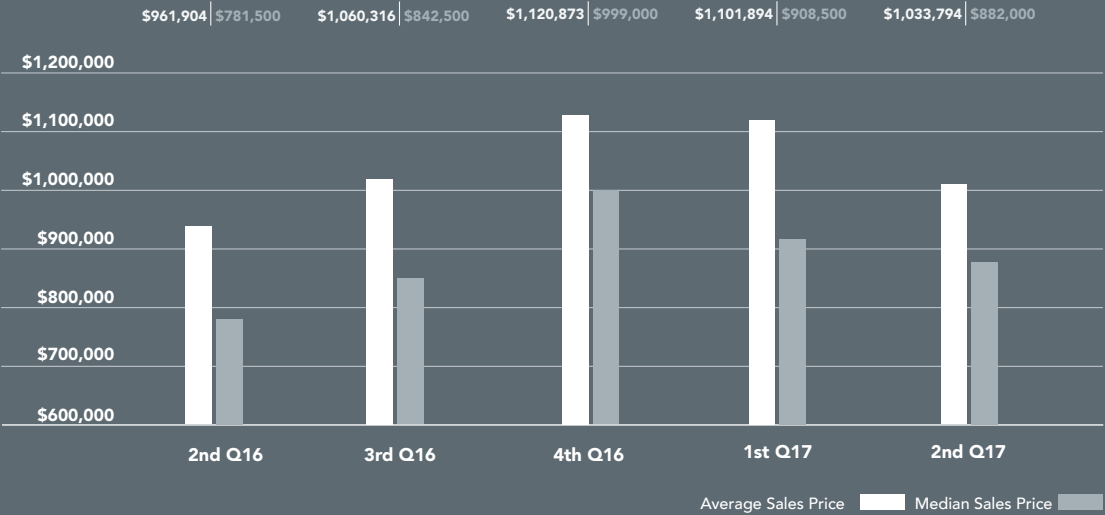
COOPERATIVES & CONDOMINIUMS

The average condo price per square foot rose **13%** from 2016's second quarter to \$1,045.



COOPERATIVES & CONDOMINIUMS

Average & Median Sales Price



CONDOMINIUM

Average Price Per Square Foot

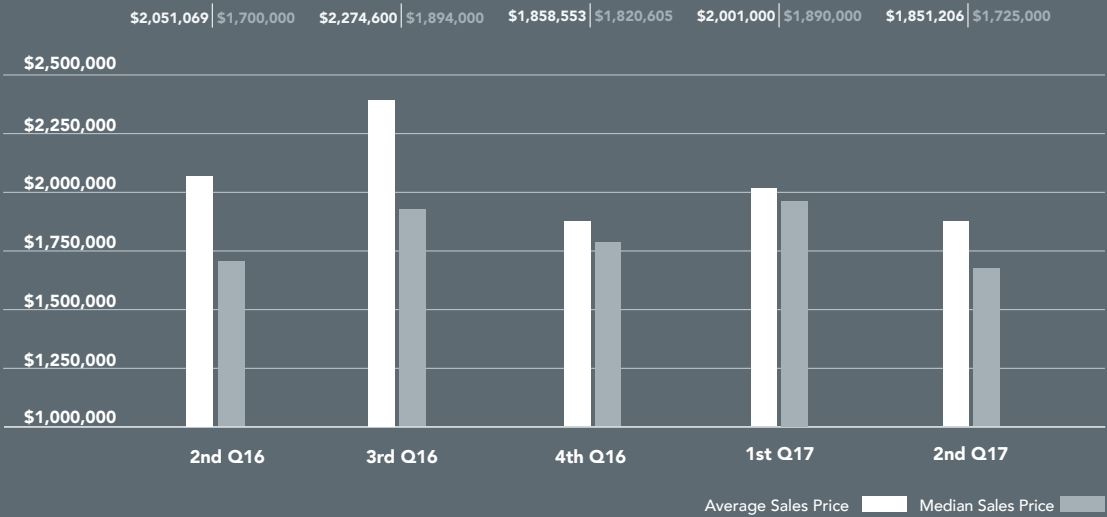


North Brooklyn

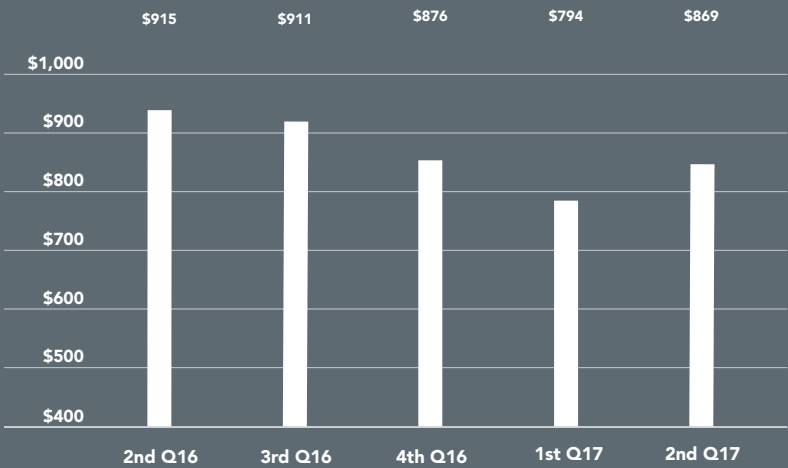
1-4 FAMILY HOUSES

Townhouse prices averaged
\$869 per square foot, a **5%**
decline compared to a year ago.

AVERAGE & MEDIAN SALES PRICE




AVERAGE PRICE PER SQUARE FOOT



Central Brooklyn

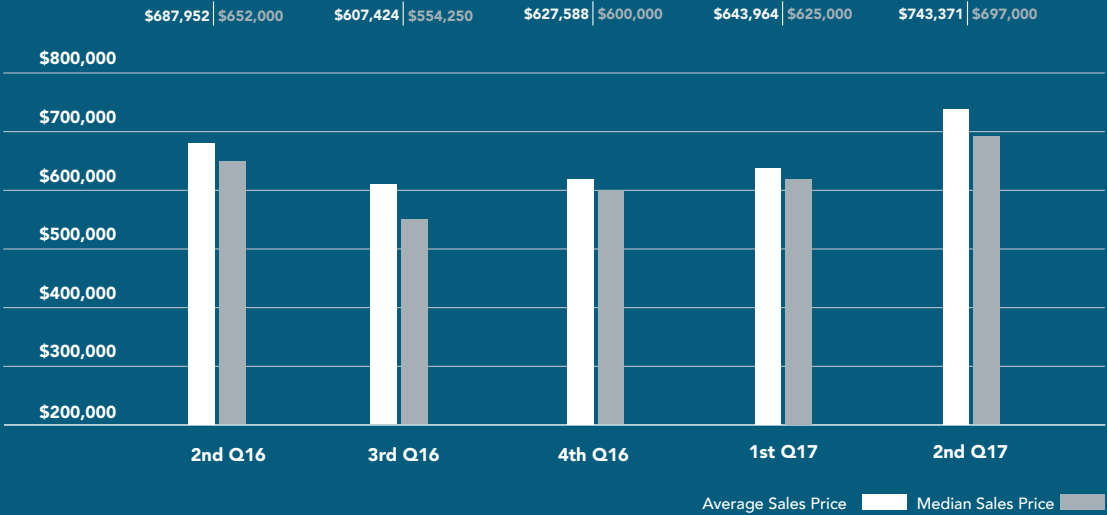
COOPERATIVES & CONDOMINIUMS

At \$755, the average condo price per square foot was **13%** higher than a year ago.



COOPERATIVES & CONDOMINIUMS

Average & Median Sales Price



CONDOMINIUM

Average Price Per Square Foot



Central Brooklyn

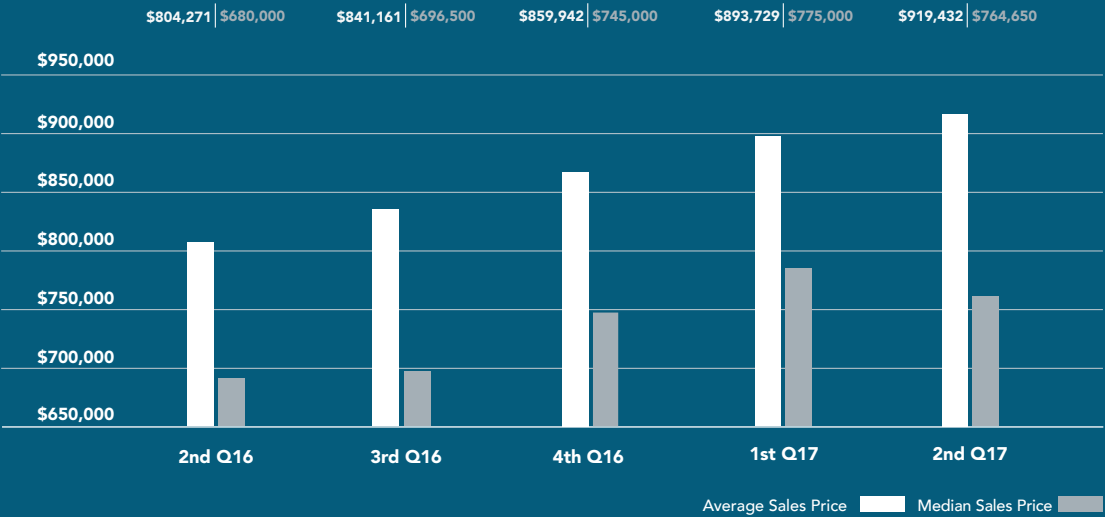
1-4 FAMILY HOUSES

Townhouse prices averaged
14% more than during
the second quarter of 2016.

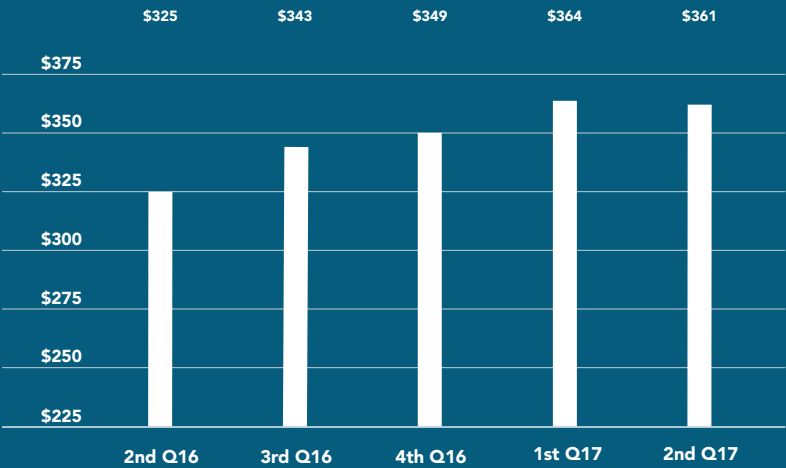


BrownHarrisStevens.com WEB# 16583400

AVERAGE & MEDIAN SALES PRICE



AVERAGE PRICE PER SQUARE FOOT



South Brooklyn

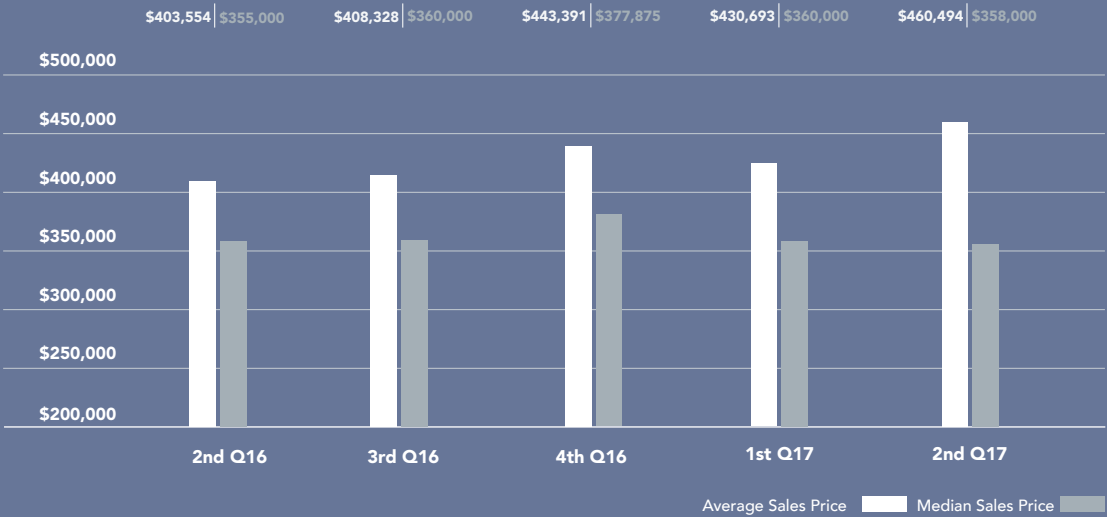
COOPERATIVES & CONDOMINIUMS

South Brooklyn apartments posted a **14%** increase in their average price over the past year.



COOPERATIVES & CONDOMINIUMS

Average & Median Sales Price



COOPERATIVE

Average Price Per Room



CONDOMINIUM

Average Price Per Square Foot



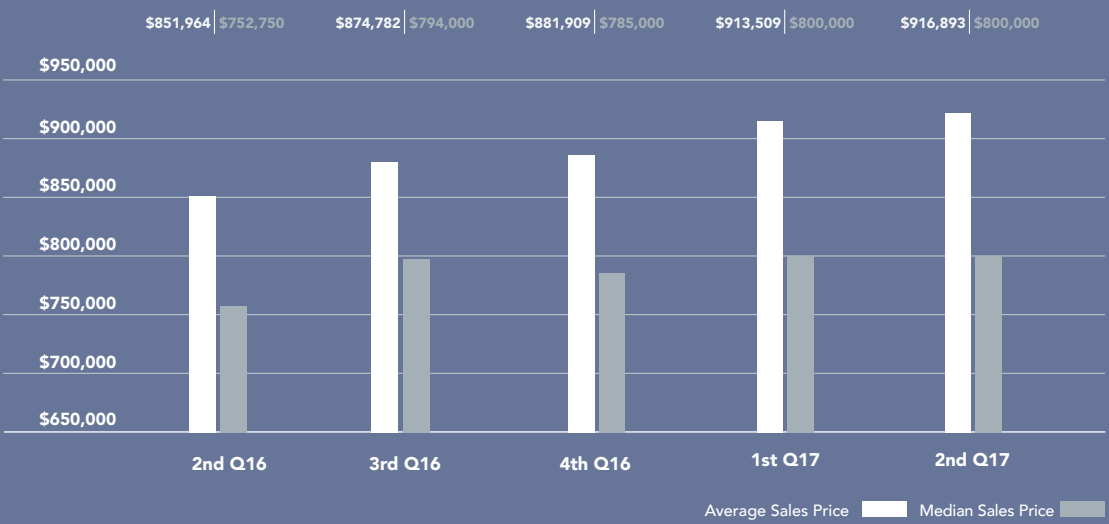
South Brooklyn

1-4 FAMILY HOUSES

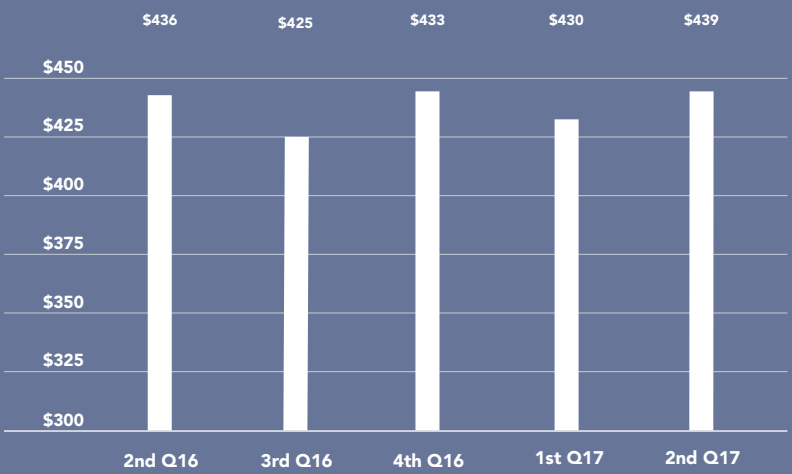
At \$916,893, the average townhouse price was **8%** higher than last year.



AVERAGE & MEDIAN SALES PRICE



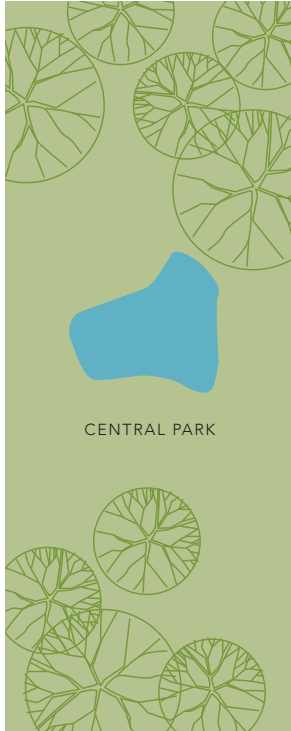
AVERAGE PRICE PER SQUARE FOOT



Contact us

West Side
1926 Broadway
Kevin Kovesci, EVP
Managing Director of Sales

CENTRAL PARK WEST



CENTRAL PARK

5TH AVENUE

Madison Avenue
790 Madison Avenue
Caroline E. Y. Guthrie
President

East Side
445 Park Avenue
Hall F. Willkie, President
Bess Freedman, EVP
Managing Director of Sales and Business Development
Ruth McCoy, EVP
Managing Director of Sales
Richard Ferrari, EVP
Managing Director of Sales
Peter R. Marra, EVP
Managing Director of Sales
Sarah Orlinsky-Maitland, EVP
Managing Director of Sales
Neil M. Laurine, EVP
Managing Director of Sales

Brown Harris Stevens
Development
Marketing
445 Park Avenue
Stephen Kliegerman,
President

Downtown
130 Fifth Avenue
Stephen Klym, EVP
Managing Director of Sales

Tribeca
43 North Moore
Stephen Klym, EVP
Managing Director of Sales

Prepared by Gregory Heym,
Chief Economist, Brown Harris
Stevens.

©2017 by Brown Harris Stevens.
All Rights Reserved. This information
may not be copied, used or
distributed without Brown Harris
Stevens' consent. While information
is believed true, no guaranty is
made of accuracy.



Brooklyn Heights
129 Montague Street
Christopher Thomas, EVP
Managing Director of Sales

Park Slope
100 Seventh Avenue
Camille Logan, EVP
Managing Director of Sales