

Second Quarter 2016

BROOKLYN RESIDENTIAL MARKET REPORT

BROWN HARRIS STEVENS Established 1873



Data Highlights

Cover Property: BrownHarrisStevens.com WEB# 14725772

Records set for both the
average and median Brooklyn apartment prices



BrownHarrisStevens.com WEB# 14800729



BrownHarrisStevens.com WEB# 14696956

The average Brooklyn
townhouse price rose 2%
over the past year

Apartment prices rose
most in Central Brooklyn; North Brooklyn
led townhouse price increases

All Brooklyn

COOPERATIVES & CONDOMINIUMS*

10%

The increase in the average apartment price, to a record \$746,277



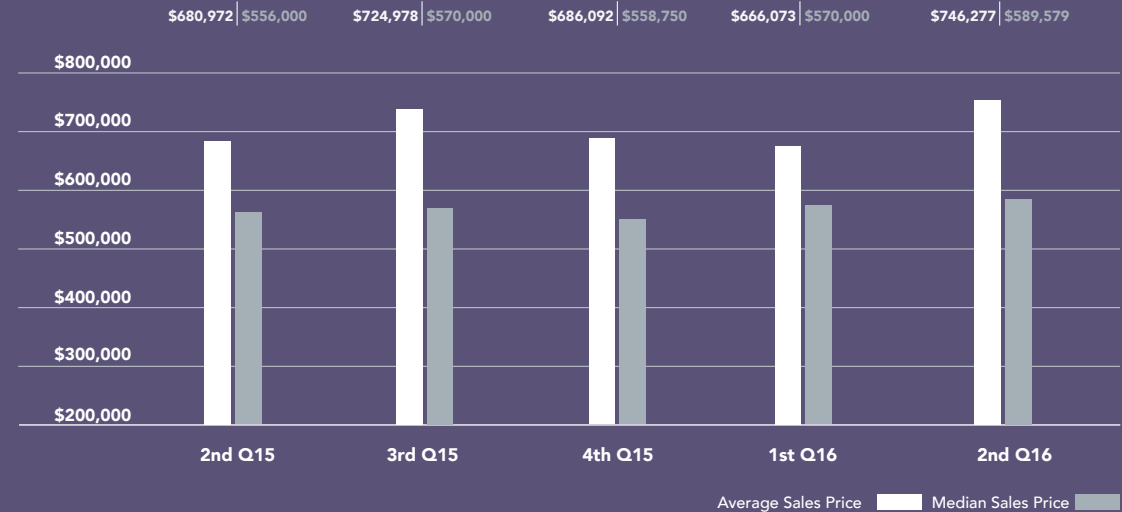
BrownHarrisStevens.com WEB# 13439969

* Includes new development and resale apartments.

2Q16 data is preliminary and subject to revision in future reports. Data from the prior four quarters has been revised to include sales recorded after our initial reports were released.

COOPERATIVES & CONDOMINIUMS

Average & Median Sales Price



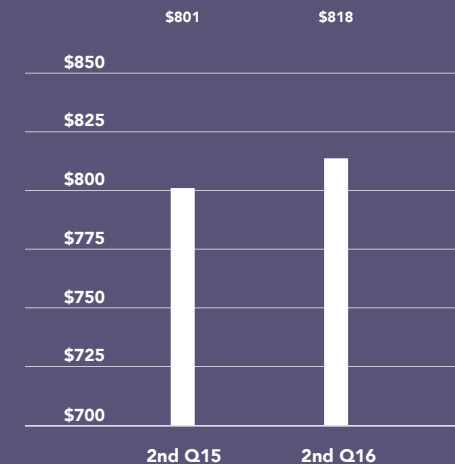
COOPERATIVE

Average Price Per Room



CONDOMINIUM

Average Price Per Square Foot



All Brooklyn

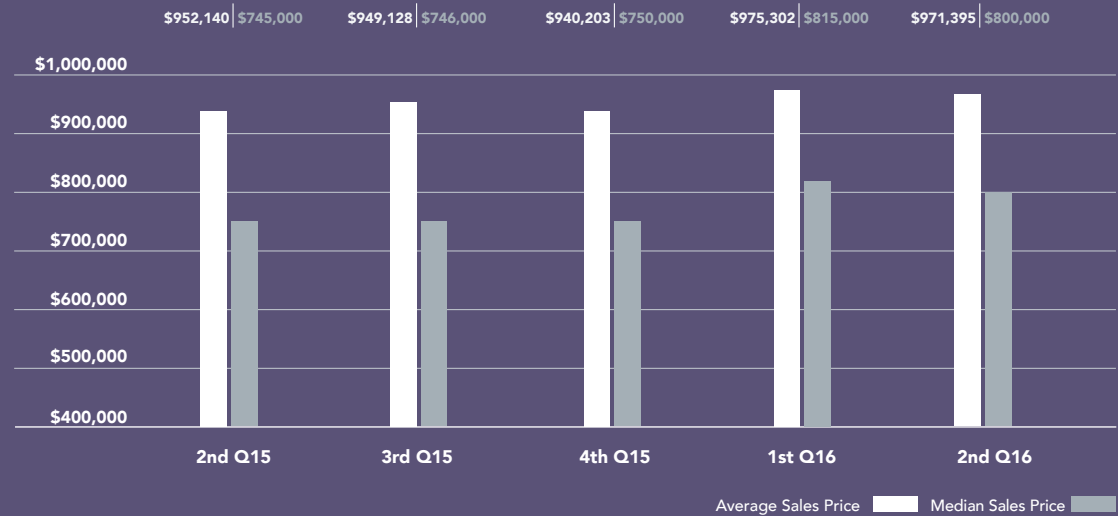
1-4 FAMILY HOUSES

Townhouse average price per square foot up **12%** from a year ago

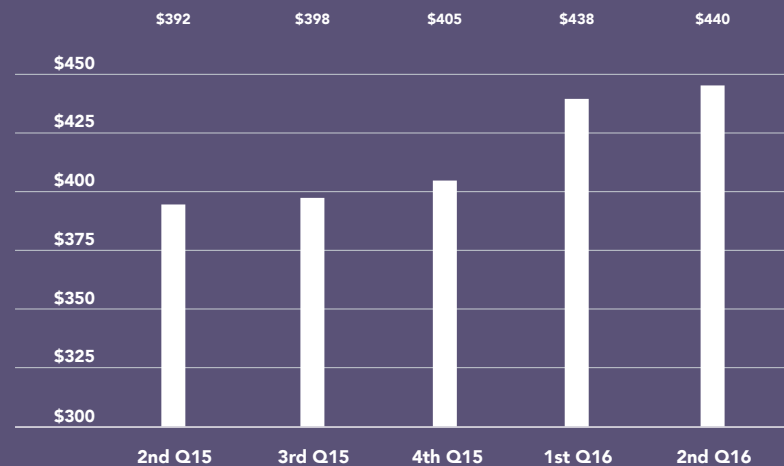


BrownHarrisStevens.com WEB# 14371151

AVERAGE & MEDIAN SALES PRICE



AVERAGE PRICE PER SQUARE FOOT



Brooklyn Market Areas

BROWNSTONE

- Boerum Hill
- Brooklyn Heights
- Carroll Gardens
- Clinton Hill
- Cobble Hill
- Columbia Street Waterfront District
- Ditmas Park
- Downtown Brooklyn
- Dumbo
- Fort Greene
- Gowanus
- Greenwood Heights
- Park Slope
- Prospect Heights
- Prospect Park South
- Prospect-Lefferts Gardens
- Red Hook
- South Slope
- Vinegar Hill
- Windsor Terrace

CENTRAL

- Bedford-Stuyvesant
- Bushwick
- Crown Heights
- Stuyvesant Heights
- Brownsville
- East New York

NORTH

- East Williamsburg
- Greenpoint
- Williamsburg North Side
- Williamsburg South Side

SOUTH

- Bath Beach
- Bay Ridge
- Bensonhurst
- Bergen Beach
- Borough Park
- Brighton Beach
- Canarsie
- Coney Island
- Dyker Heights
- East Flatbush
- Flatbush
- Flatlands
- Gerritsen Beach
- Gravesend
- Kensington
- Manhattan Beach
- Marine Park
- Midwood
- Mill Basin
- Seagate
- Sheepshead Bay
- Sunset Park



Brownstone Brooklyn

COOPERATIVES & CONDOMINIUMS

Average and median
prices reflect double-digit
increases over the
past year



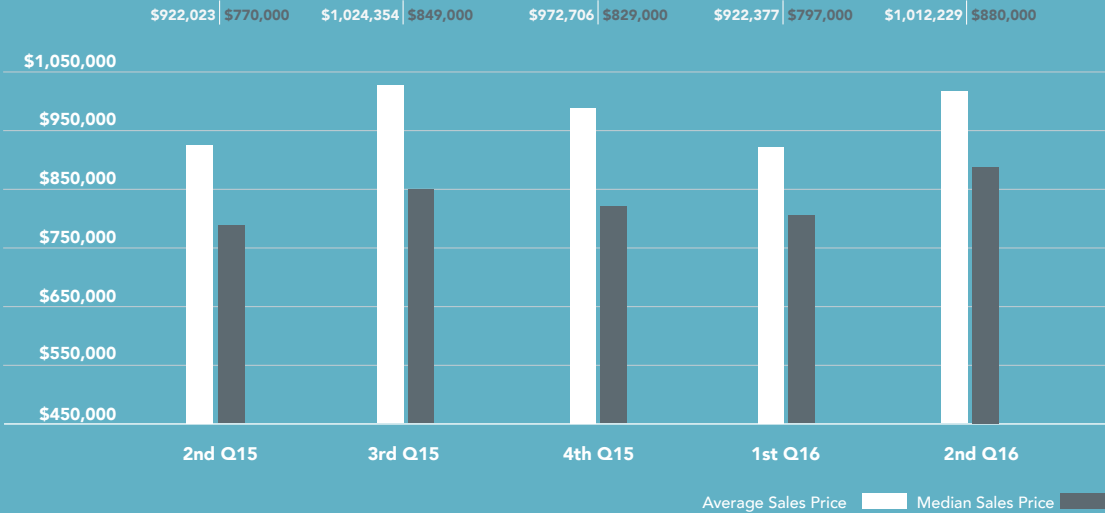
BrownHarrisStevens.com WEB# 12105796



BrownHarrisStevens.com WEB# 13433846

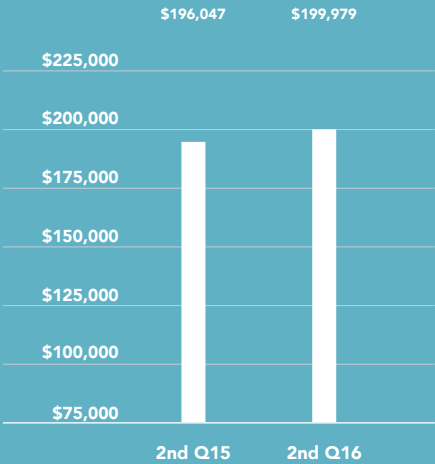
COOPERATIVES & CONDOMINIUMS

Average & Median Sales Price



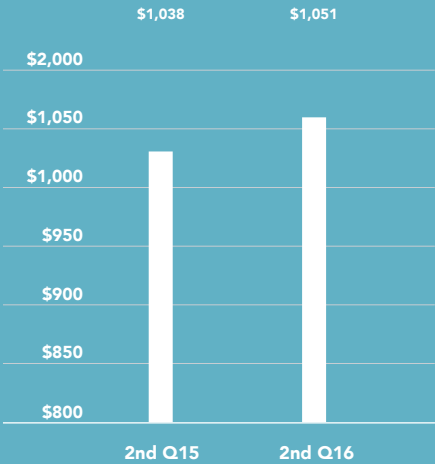
COOPERATIVE

Average Price Per Room



CONDOMINIUM

Average Price Per Square Foot



Brownstone Brooklyn

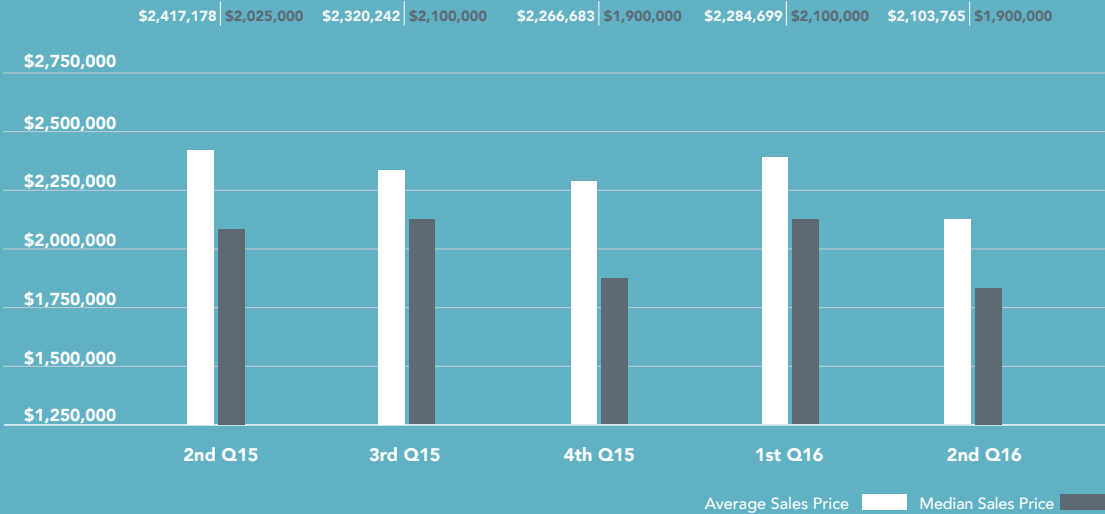
1-4 FAMILY HOUSES

Townhouse prices
decline
from the second quarter of 2015

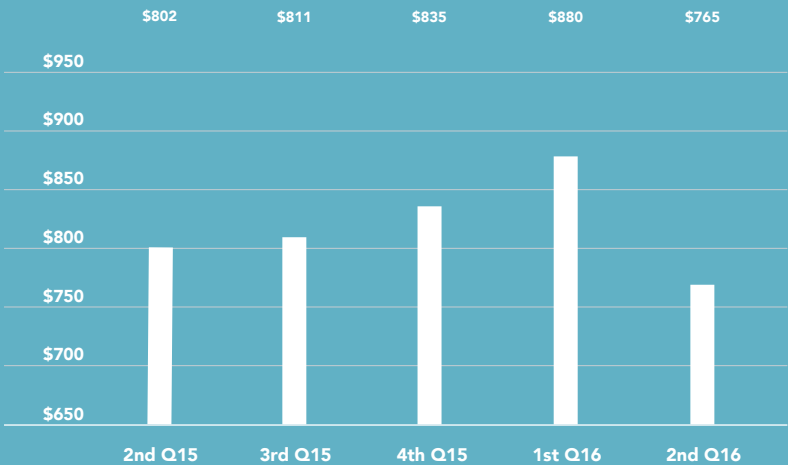


BrownHarrisStevens.com WEB# 13433846

AVERAGE & MEDIAN SALES PRICE



AVERAGE PRICE PER SQUARE FOOT



North Brooklyn

COOPERATIVES & CONDOMINIUMS

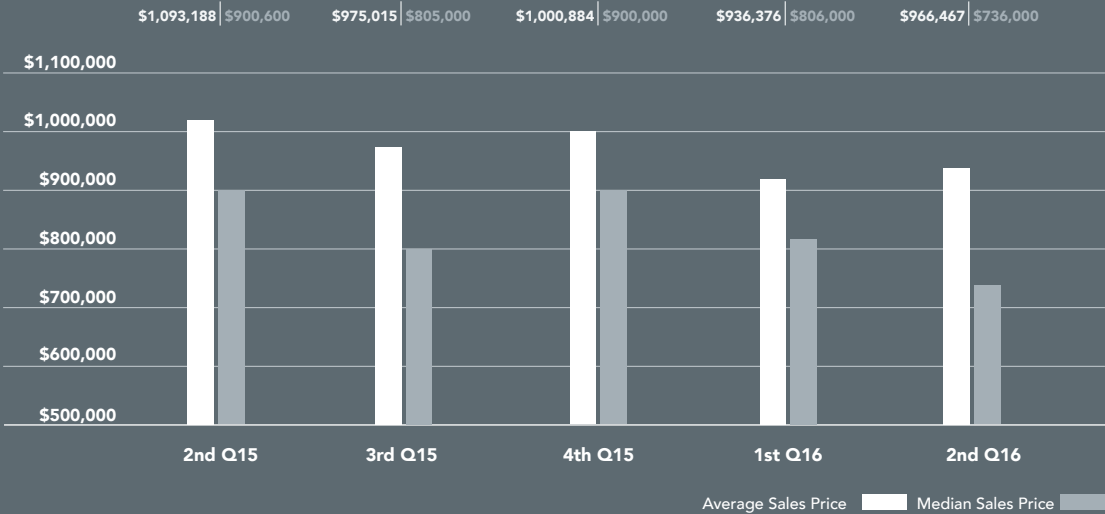
Apartment prices **fall** from
the second quarter of 2015



BrownHarrisStevens.com WEB# 14633914

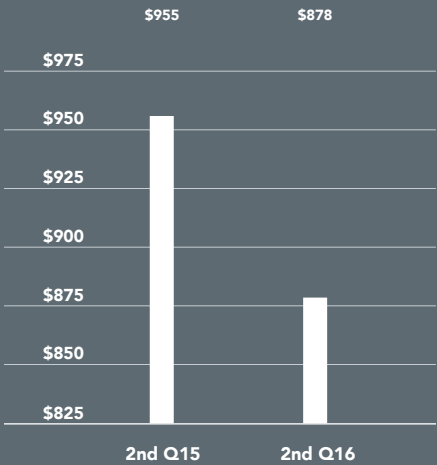
COOPERATIVES & CONDOMINIUMS

Average & Median Sales Price



CONDOMINIUM

Average Price Per Square Foot



North Brooklyn

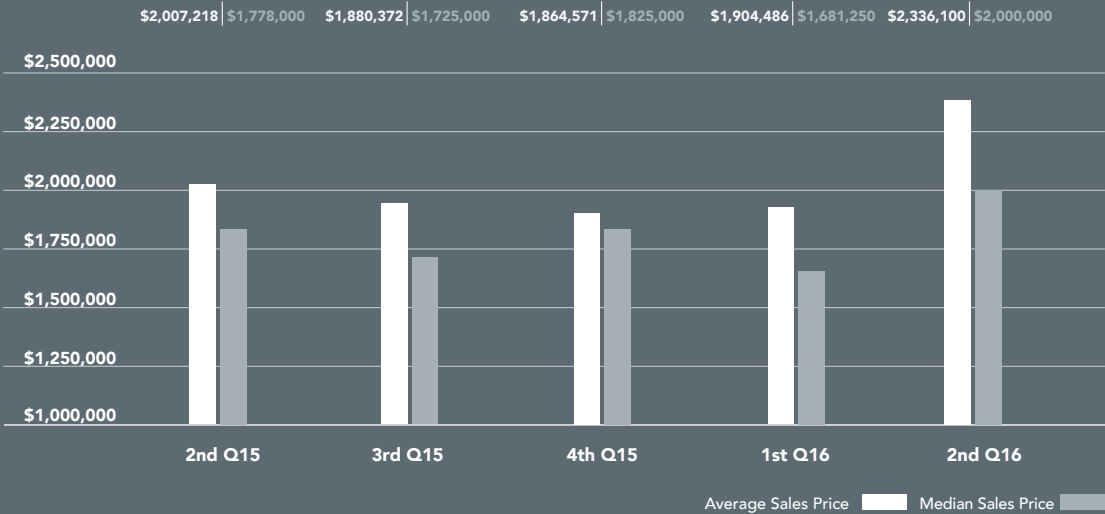
1-4 FAMILY HOUSES

The average townhouse price
up **16%** from a
year ago

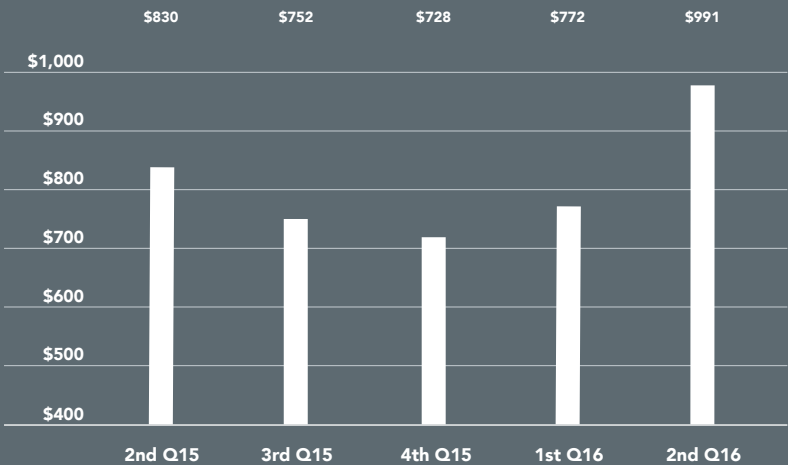


BrownHarrisStevens.com WEB# 14553584

AVERAGE & MEDIAN SALES PRICE



AVERAGE PRICE PER SQUARE FOOT

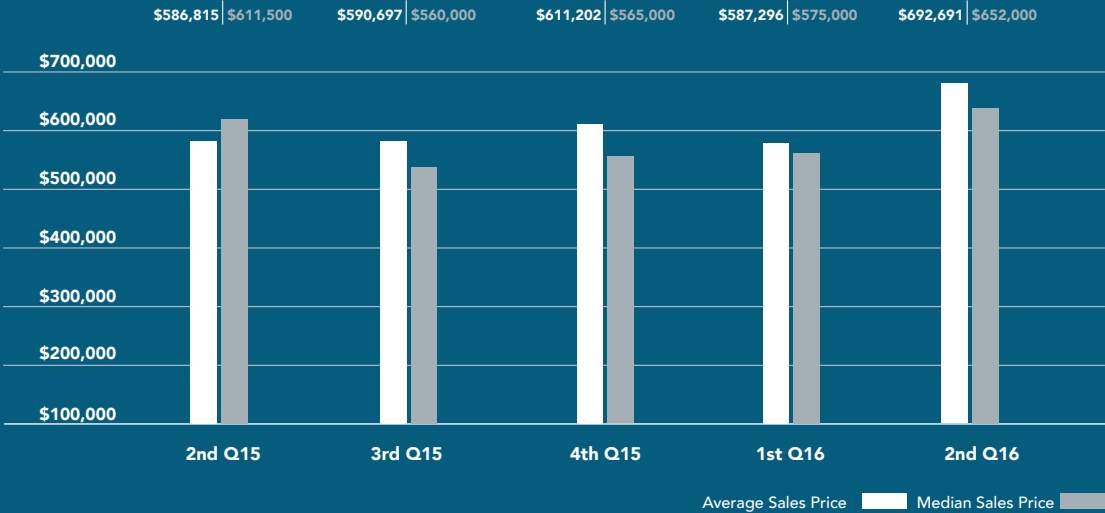


Central Brooklyn
COOPERATIVES & CONDOMINIUMS

18% increase in the
average apartment price

COOPERATIVES & CONDOMINIUMS

Average & Median Sales Price



CONDOMINIUM

Average Price Per Square Foot



Central Brooklyn

1-4 FAMILY HOUSES

Townhouse average price
15% higher than a
 year ago

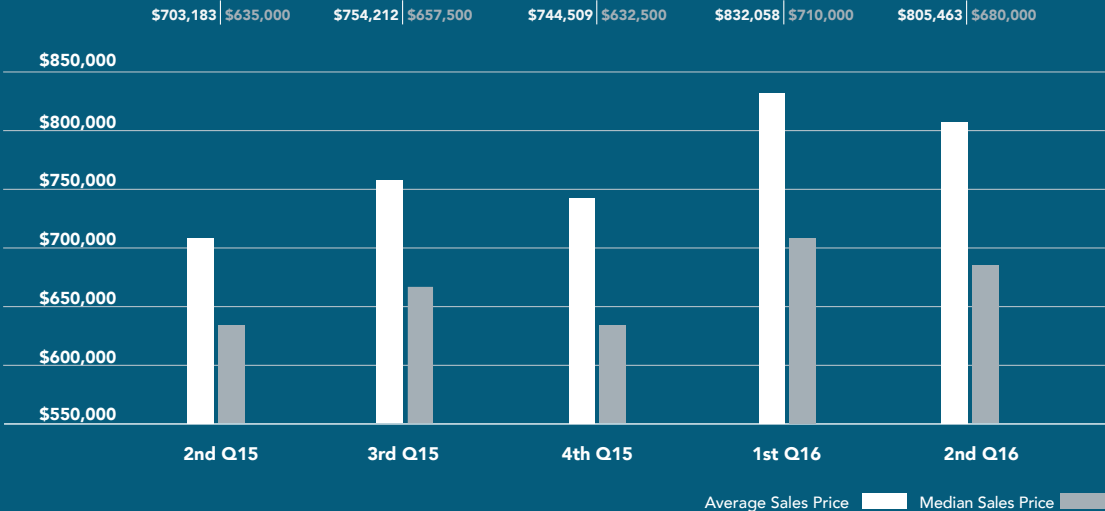


BrownHarrisStevens.com WEB# 14164648

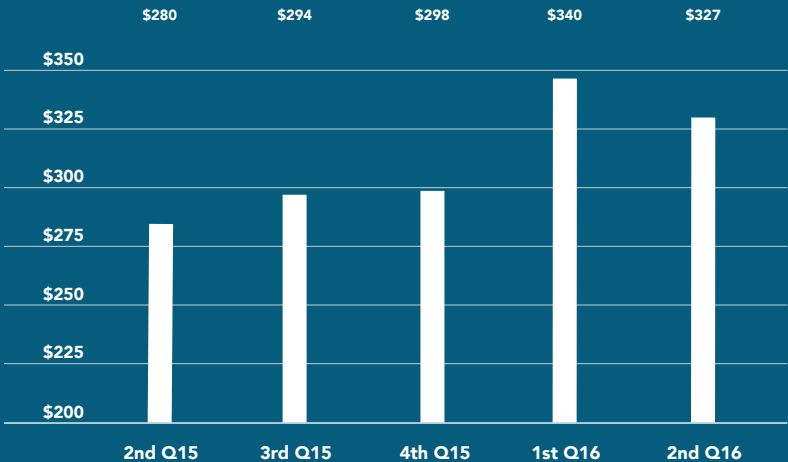


BrownHarrisStevens.com WEB# 14726571

AVERAGE & MEDIAN SALES PRICE



AVERAGE PRICE PER SQUARE FOOT



South Brooklyn

COOPERATIVES & CONDOMINIUMS

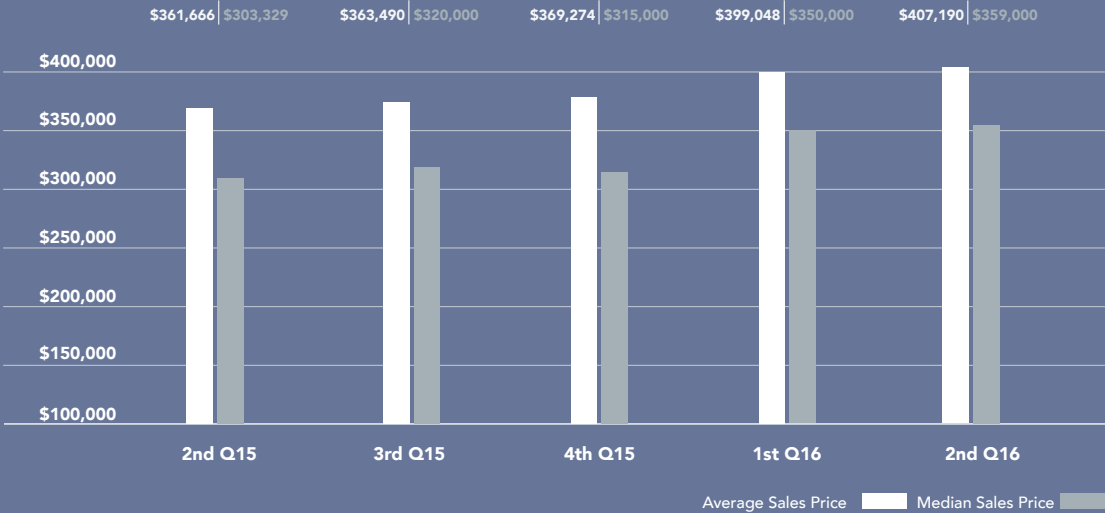
Average apartment price rose
13% to \$407,190



BrownHarrisStevens.com WEB# 14777474

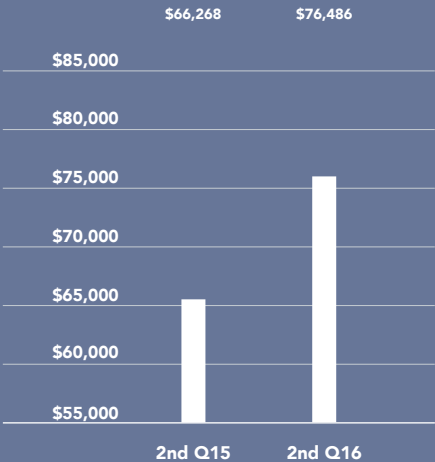
COOPERATIVES & CONDOMINIUMS

Average & Median Sales Price



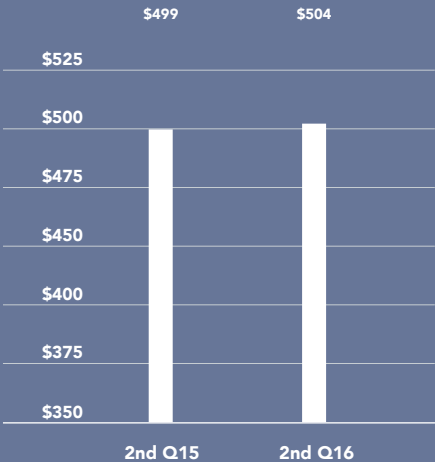
COOPERATIVE

Average Price Per Room



CONDOMINIUM

Average Price Per Square Foot



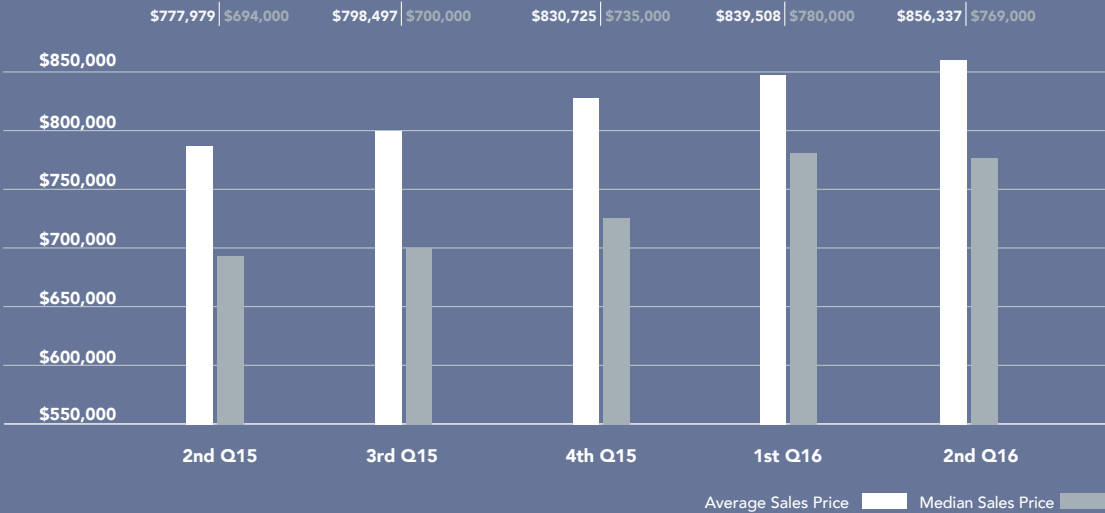
South Brooklyn

1-4 FAMILY HOUSES

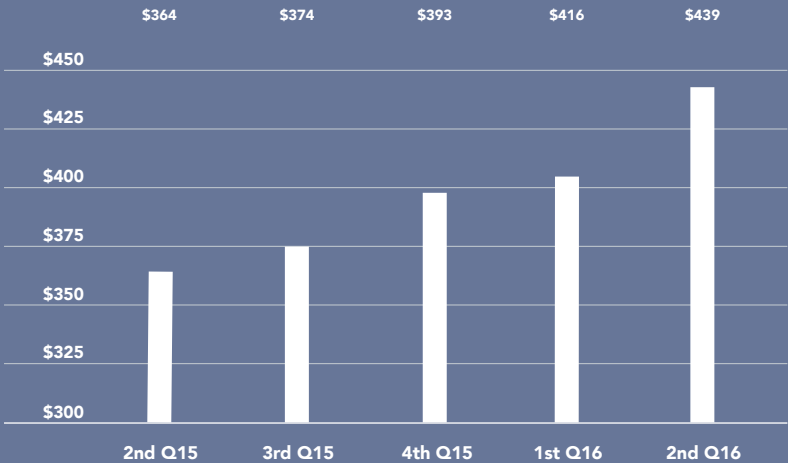
10% increase in the average townhouse price



AVERAGE & MEDIAN SALES PRICE



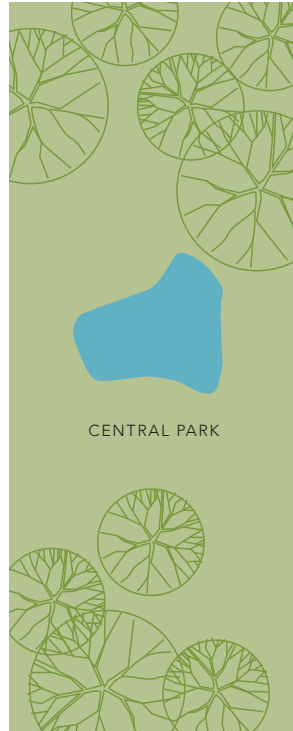
AVERAGE PRICE PER SQUARE FOOT



Contact us

West Side
1926 Broadway
Kevin Kovesci, EVP
Managing Director of Sales

CENTRAL PARK WEST



5TH AVENUE

Edward Lee Cave
Division
790 Madison Avenue
Caroline E. Y. Guthrie
President

East Side
445 Park Avenue
Hall F. Willkie, President
Bess Freedman, EVP
Managing Director of Sales
and Business Development
Ruth McCoy, EVP
Managing Director of Sales
Richard Ferrari, EVP
Managing Director of Sales
Peter R. Marra, EVP
Managing Director of Sales
Sarah Orlinsky-Maitland, EVP
Managing Director of Sales

Downtown
130 Fifth Avenue
Stephen Klym, EVP
Managing Director of Sales

Brown Harris Stevens
Development
Marketing
445 Park Avenue
Stephen Kliegerman,
President

Tribeca
43 North Moore
Stephen Klym, EVP
Managing Director of Sales

Prepared by Gregory Heym,
Chief Economist, Brown Harris
Stevens.

©2016 by Brown Harris Stevens.
All Rights Reserved. This information
may not be copied, used or
distributed without Brown Harris
Stevens' consent. While information
is believed true, no guaranty is
made of accuracy.



Brooklyn Heights
129 Montague Street
Christopher Thomas, EVP
Managing Director of Sales

Park Slope
100 Seventh Avenue
Camille Logan, EVP
Managing Director of Sales