

Fourth Quarter 2019 Market Report Brooklyn Residential

B
H
S

BHS PARTNERING
WORLDWIDE

LP LUXURY
PORTFOLIO
INTERNATIONAL

Leading
REAL ESTATE COMPANIES
OF THE WORLD

Brooklyn apartment prices were **little** changed compared to a year ago.

While co-op prices drifted lower, the average condo price per square foot rose **7%**.



BrownHarrisStevens.com WEB# 19622053



BrownHarrisStevens.com WEB# 19940692

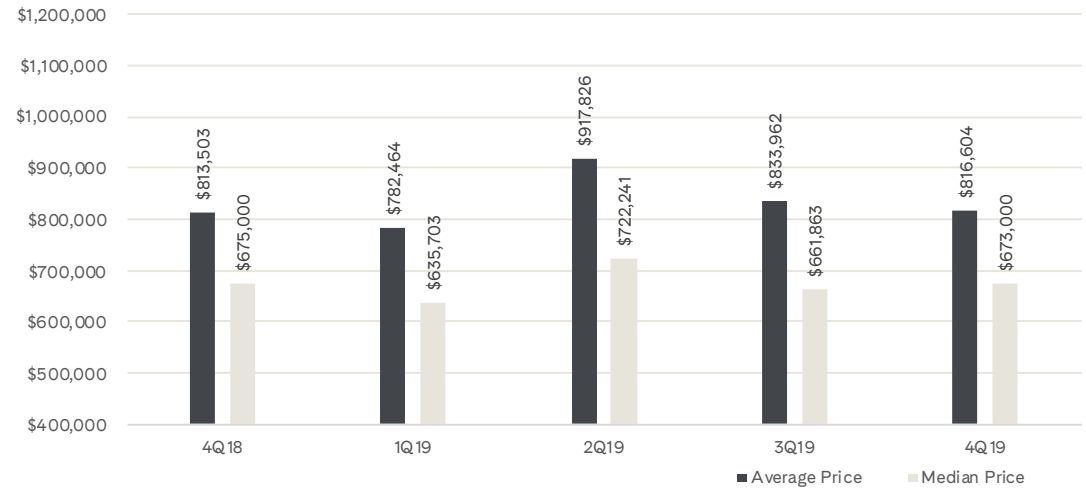
The median 1-3 family home price **fell** slightly in Brooklyn from 2018's fourth quarter.

The average apartment price finished the year slightly **higher** than in 2018, at \$816,604.

Condo prices averaged \$973 per square foot, **7%** more than 2018's fourth quarter.

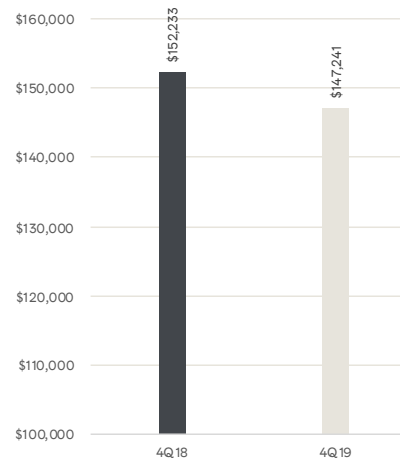
Cooperatives & Condominiums

Average & Median Sales Price



Cooperative

Average Price Per Room



Condominium

Average Price Per Square Foot



BrownHarrisStevens.com WEB# 19966099



BrownHarrisStevens.com WEB# 19727047

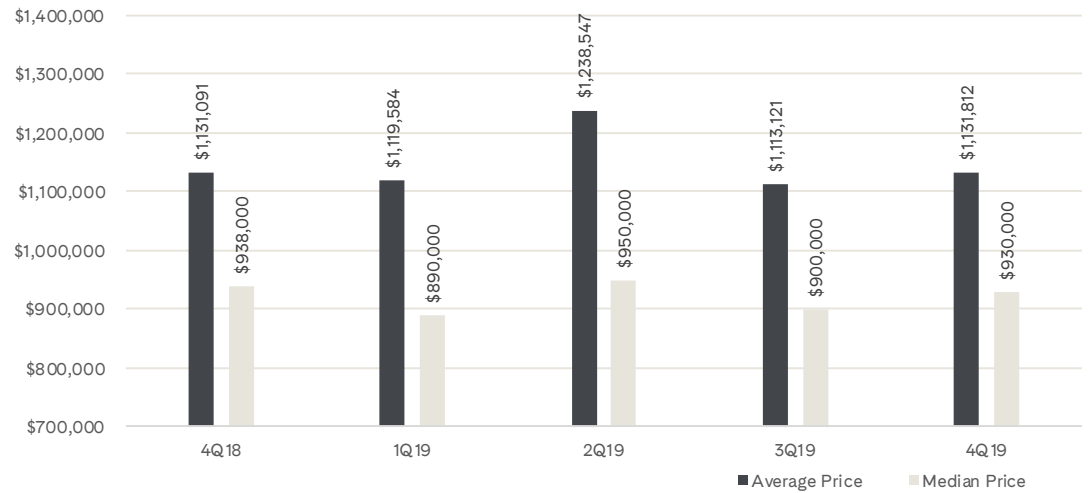
* Includes new development and resale apartments.

4Q19 data is preliminary and subject to revision in future reports. Data from the prior four quarters has been revised to include Sales recorded after our initial reports were released.

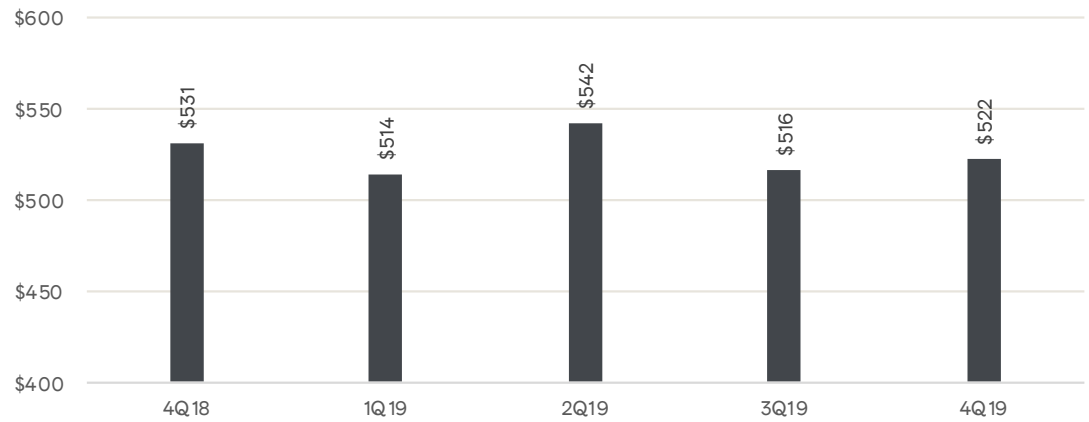
At \$1,131,812, the average 1-3 family price was virtually **unchanged** over the past year.

The median price fell **1%** to \$930,000.

Average & Median Sales Price



Average Price Per Square Foot



Brooklyn Market Areas

Brownstone

- Boerum Hill
- Brooklyn Heights
- Carroll Gardens
- Clinton Hill
- Cobble Hill
- Columbia Street Waterfront District
- Ditmas Park
- Downtown Brooklyn
- Dumbo
- Fort Greene
- Gowanus
- Greenwood Heights
- Park Slope
- Prospect Heights
- Prospect Park South
- Prospect-Lefferts Gardens
- Red Hook
- South Slope
- Vinegar Hill
- Windsor Terrace

Central

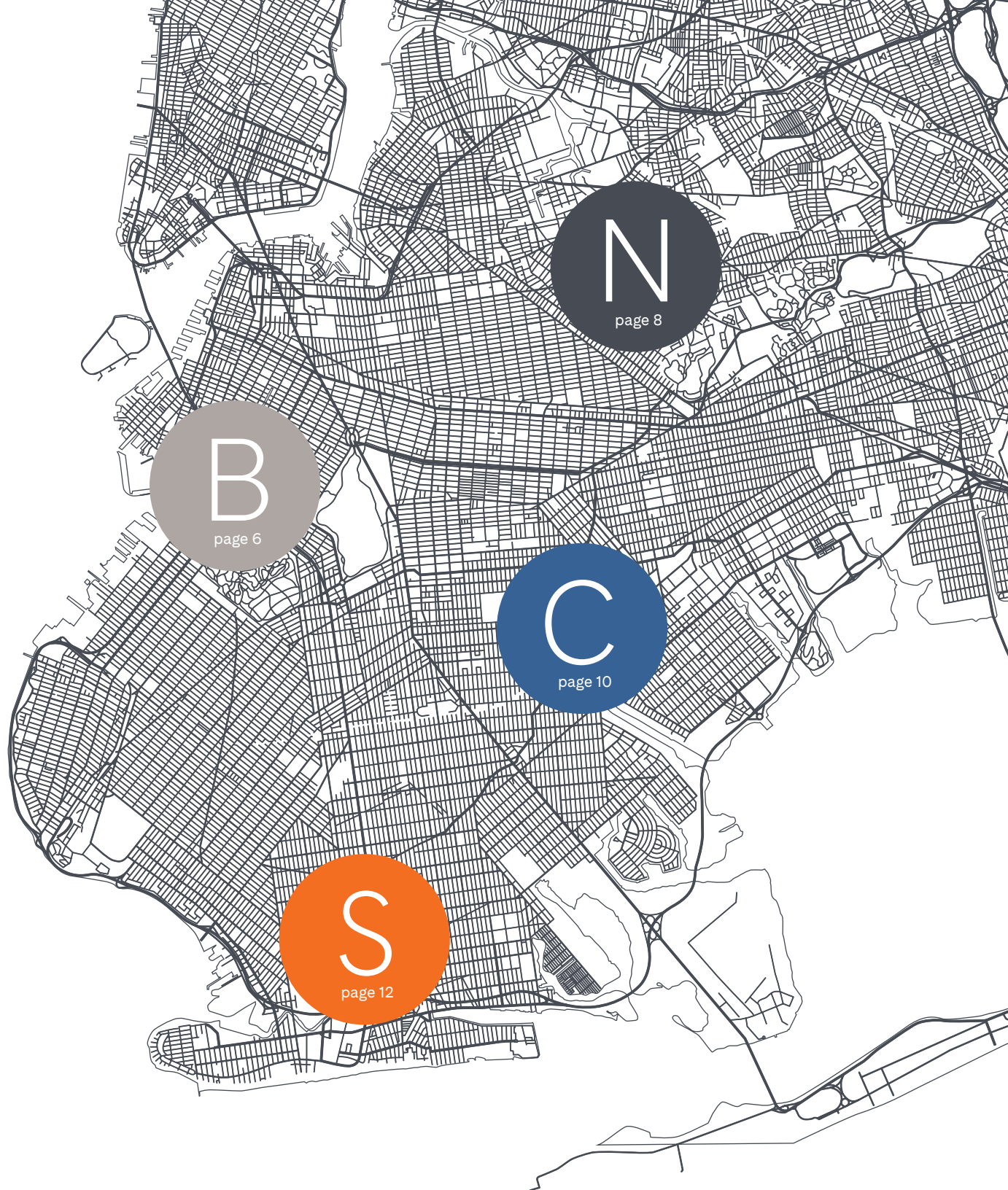
- Bedford-Stuyvesant
- Brownsville
- Bushwick
- Crown Heights
- East New York
- Stuyvesant Heights

North

- East Williamsburg
- Greenpoint
- Williamsburg North Side
- Williamsburg South Side

South

- Bath Beach
- Bay Ridge
- Bensonhurst
- Bergen Beach
- Borough Park
- Brighton Beach
- Canarsie
- Coney Island
- Dyker Heights
- East Flatbush
- Flatbush
- Flatlands
- Gerritsen Beach
- Gravesend
- Kensington
- Manhattan Beach
- Marine Park
- Midwood
- Mill Basin
- Sea Gate
- Sheepshead Bay
- Sunset Park




The median apartment price fell **4%** from the fourth quarter of 2018.

Co-op prices averaged \$217,502 per room, **3%** less than a year ago.



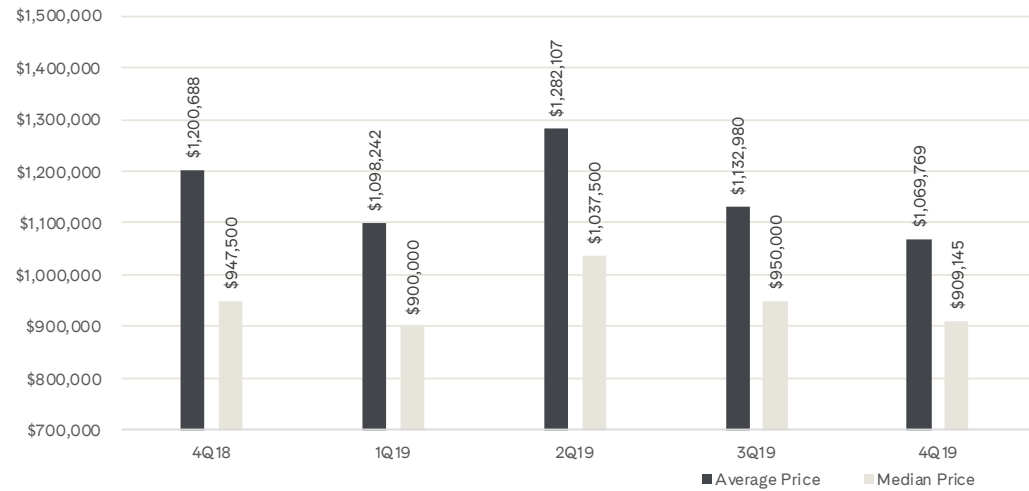
BrownHarrisStevens.com WEB# 19947305



BrownHarrisStevens.com WEB# 19622025

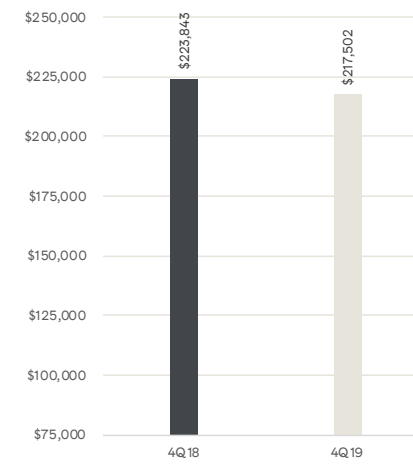
Cooperatives & Condominiums

Average & Median Sales Price



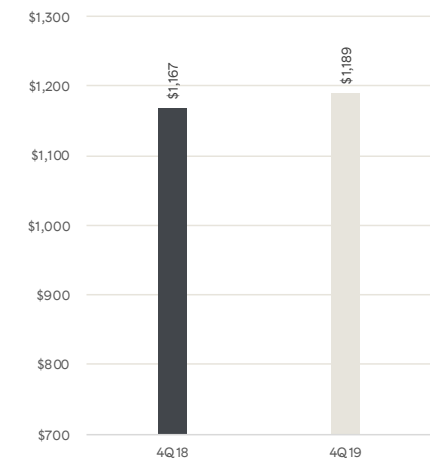
Cooperative

Average Price Per Room



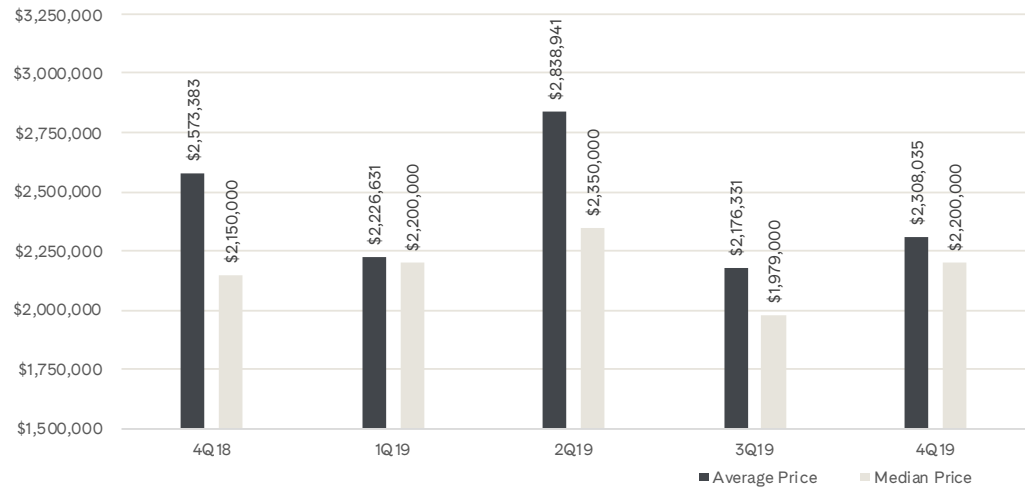
Condominium

Average Price Per Square Foot

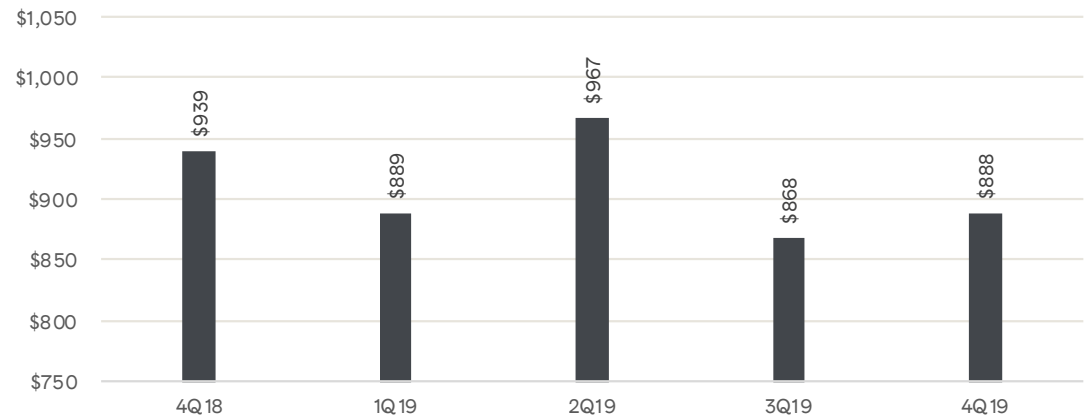


The average 1-3 family price of \$2,308,035 was **10%** lower than 2018's fourth quarter.

Average & Median Sales Price



Average Price Per Square Foot



BrownHarrisStevens.com WEB# 19988588



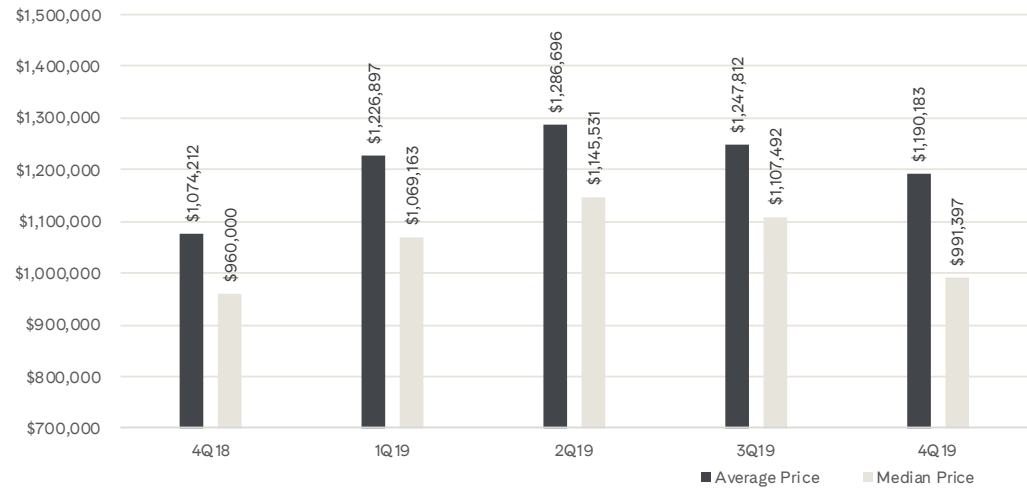
BrownHarrisStevens.com WEB# 19913548

The median price rose **3%** over the past year for apartments in North Brooklyn.

Condo prices averaged \$1,160 per square foot, a **4%** gain compared to a year ago.

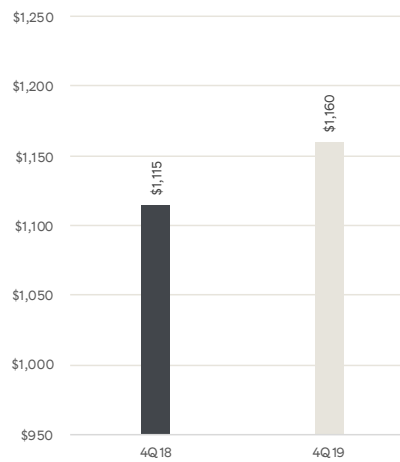
Cooperatives & Condominiums

Average & Median Sales Price



Condominium

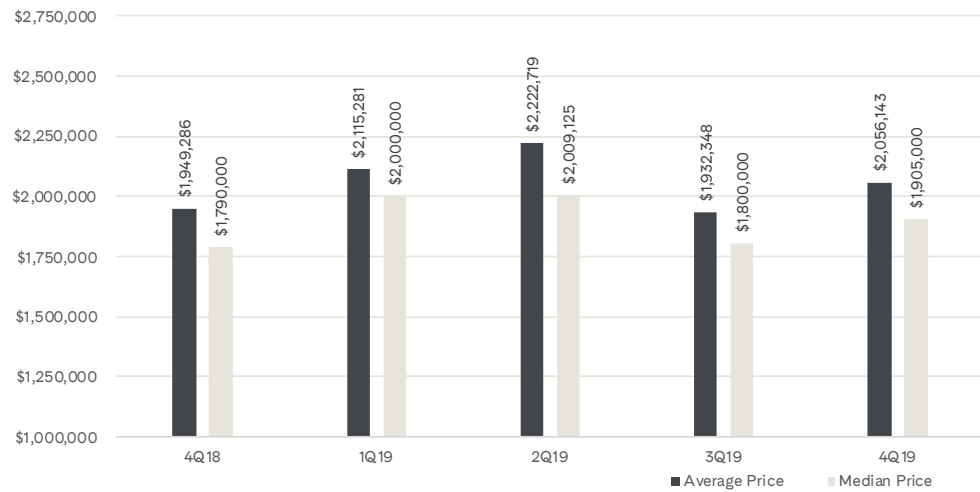
Average Price Per Square Foot



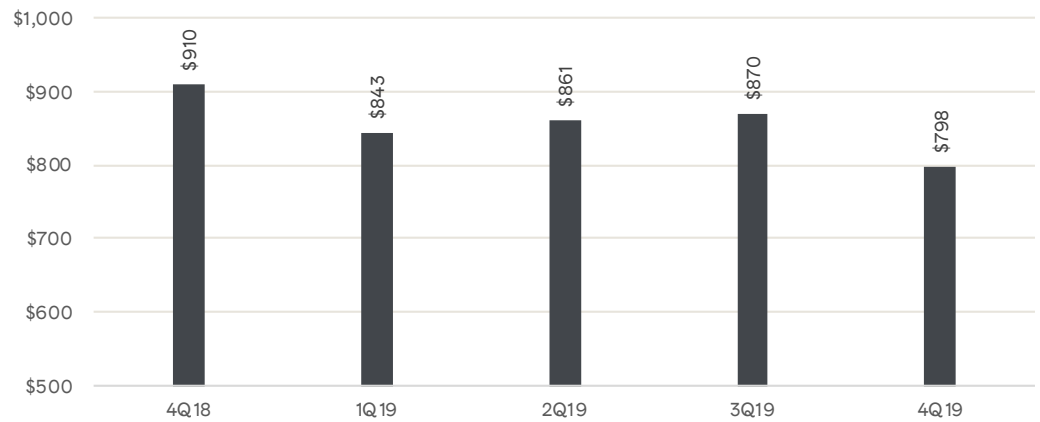
BrownHarrisStevens.com WEB# 19861606

At \$2,056,143, the average 1-3 family price was **5%** higher than 2018's fourth quarter.

Average & Median Sales Price



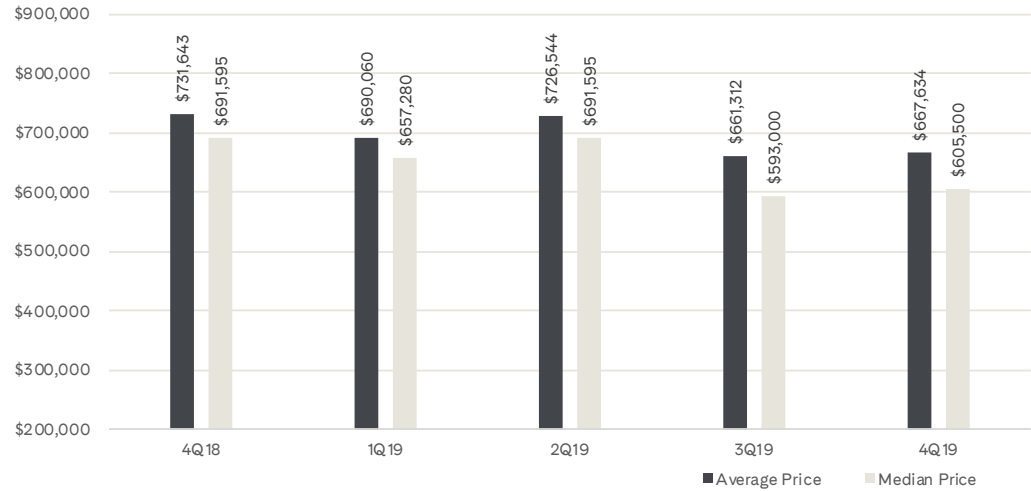
Average Price Per Square Foot



Both the average and median prices **fell** compared to a year ago for Central Brooklyn apartments

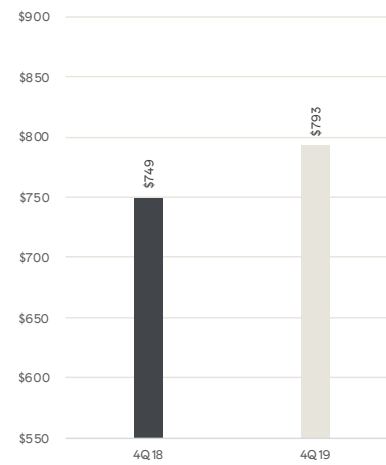
Cooperatives & Condominiums

Average & Median Sales Price



Condominium

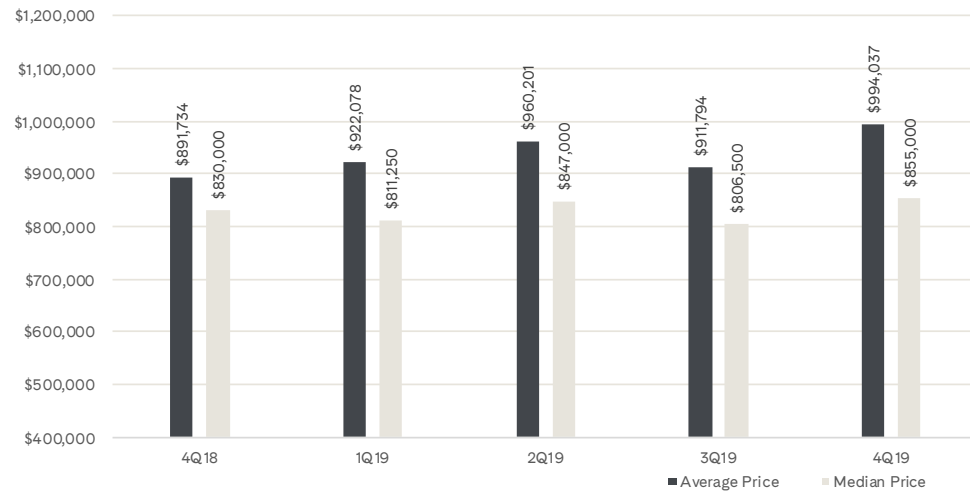
Average Price Per Square Foot



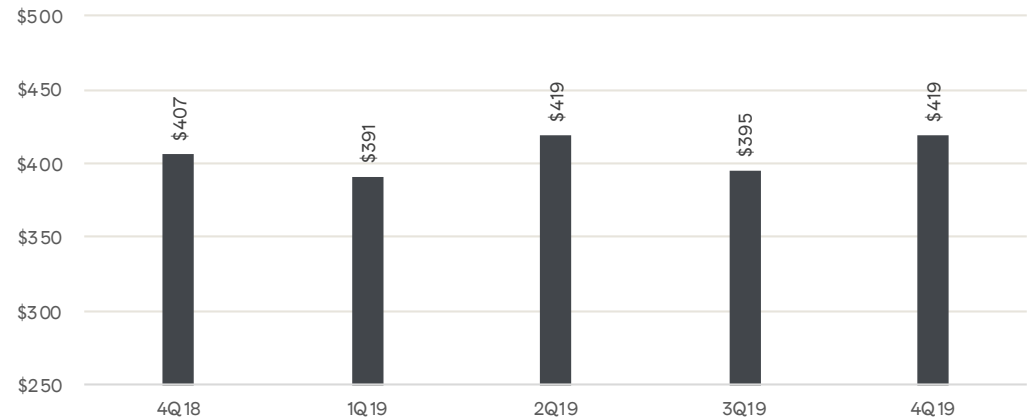
The average price per square foot rose

3% over the past year to \$419.

Average & Median Sales Price



Average Price Per Square Foot



BrownHarrisStevens.com WEB# 19443427



BrownHarrisStevens.com WEB# 19762527

Apartment prices averaged **4%** less in South

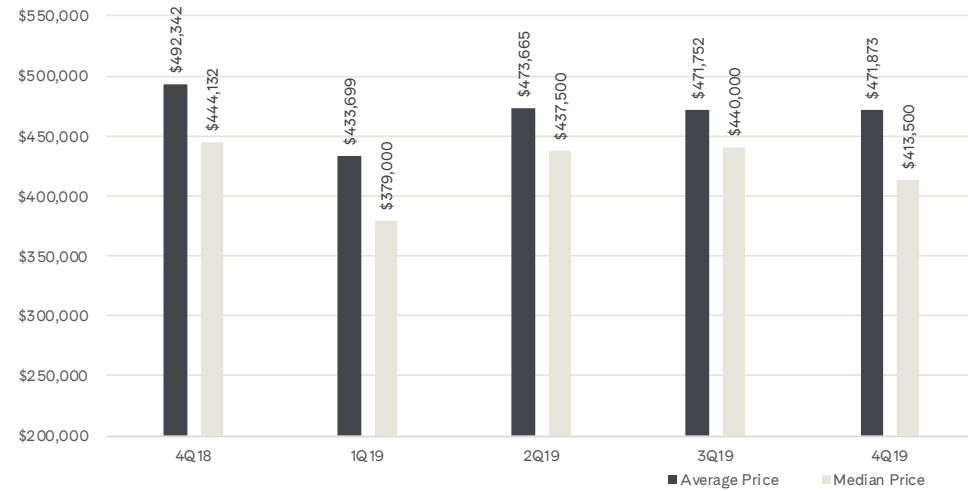
Brooklyn compared to 2018's fourth quarter.

The average condo price per square foot was **9%**

lower than a year ago.

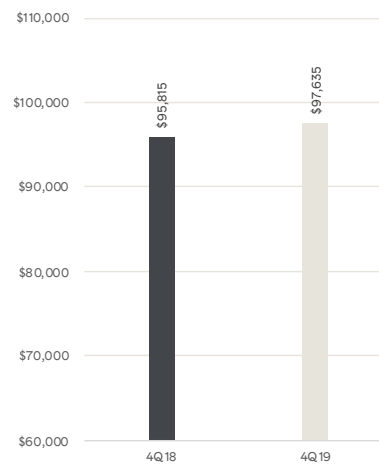
Cooperatives & Condominiums

Average & Median Sales Price



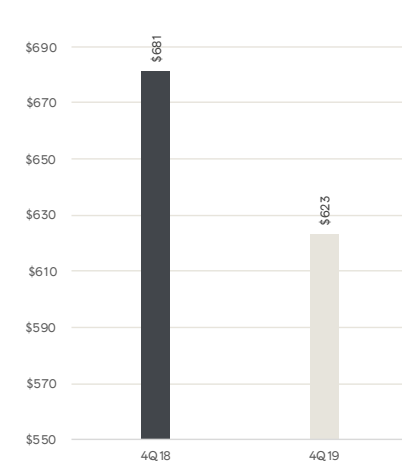
Cooperative

Average Price Per Room



Condominium

Average Price Per Square Foot



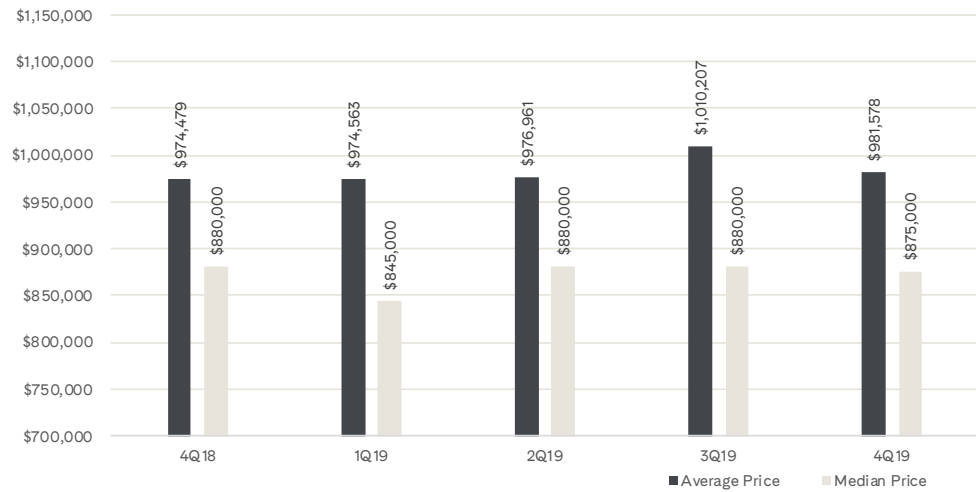
BrownHarrisStevens.com WEB# 19914063



BrownHarrisStevens.com WEB# 19579575

The average price of a 1-3 family house ticked up **1%** over the past year.

Average & Median Sales Price

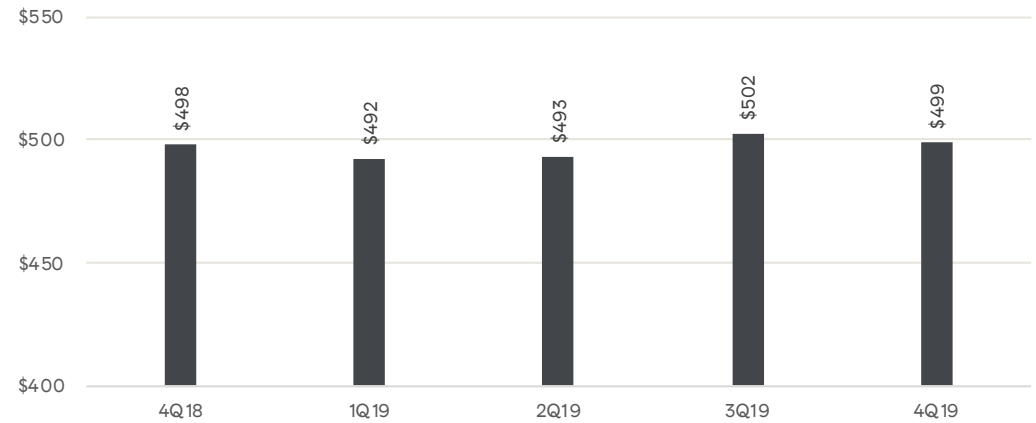


BrownHarrisStevens.com WEB# 19875451



BrownHarrisStevens.com WEB# 19979560

Average Price Per Square Foot




Contact us

West Side

1926 Broadway
Kevin Kovesci, EVP
Managing Director of Sales

CENTRAL PARK WEST



5TH AVENUE

Madison Avenue

790 Madison Avenue
Caroline E. Y. Guthrie
Managing Director of Sales

East Side

445 Park Avenue
Bess Freedman, CEO
Hall F. Willkie, President
Ruth McCoy, EVP
Managing Director of Sales
Neil M. Laurine, EVP
Managing Director of Sales

BHS Residential Management

Paul J. Herman, President
Residential Management LLC

Brown Harris Stevens Development Marketing

445 Park Avenue
Stephen Kliegerman,
President, Development
Marketing

Downtown

130 Fifth Avenue
Stephen Klym, EVP
Managing Director of Sales

Tribeca

43 North Moore
Stephen Klym, EVP
Managing Director of Sales

Brooklyn Heights

129 Montague Street
Christopher Thomas, EVP
Managing Director of Sales

Park Slope

100 Seventh Avenue
Camille Logan, EVP
Managing Director of Sales

Park Slope

244 Fifth Avenue
Camille Logan, EVP
Managing Director of Sales

©2020 by Brown Harris Stevens. All Rights Reserved. This information may not be copied, used or distributed without Brown Harris Stevens' consent. While information is believed true, no guaranty is made of accuracy.

