

# First Quarter 2020 Market Report Brooklyn Residential

BHS

**BHS** PARTNERING  
WORLDWIDE

**LP** LUXURY  
PORTFOLIO  
INTERNATIONAL

*Leading*  
REAL ESTATE COMPANIES  
OF THE WORLD

The average Brooklyn apartment price rose **5%** over the past year to \$824,010.

At \$655,884, the median apartment price was **3%** higher in Brooklyn than 2019's first quarter.



BrownHarrisStevens.com WEB# 20020050



BrownHarrisStevens.com WEB# 20031120

Townhouse prices averaged \$1,206,298 in Brooklyn, an **8%** improvement over a year ago.

Prices for Brooklyn apartments averaged **5%** more than in 2019's first quarter.

**Gains** were seen in both co-op and condo prices.



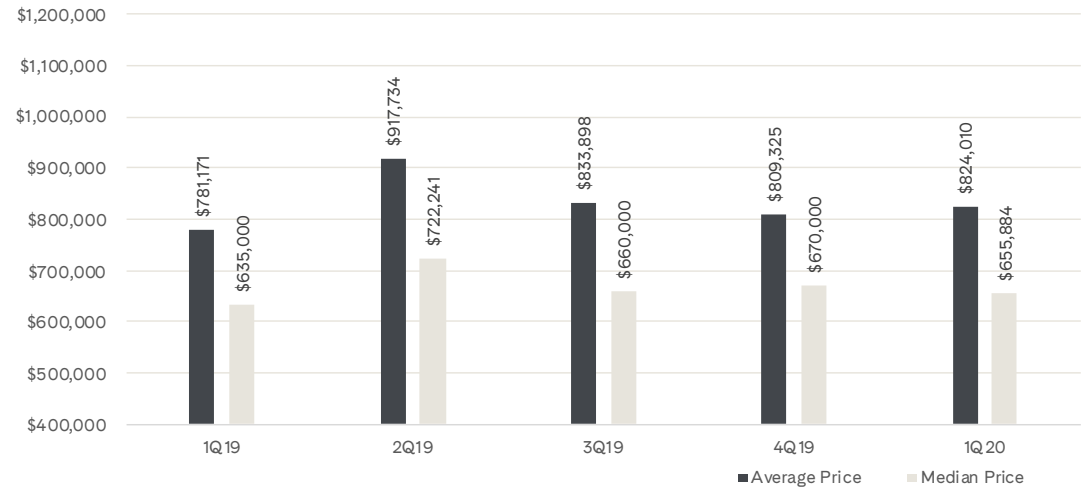
BrownHarrisStevens.com WEB# 20093347



BrownHarrisStevens.com WEB# 20082555

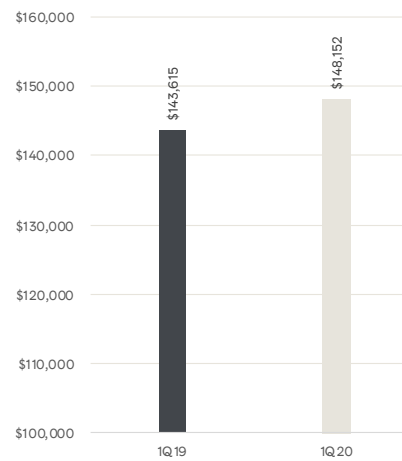
## Cooperatives & Condominiums

Average & Median Sales Price



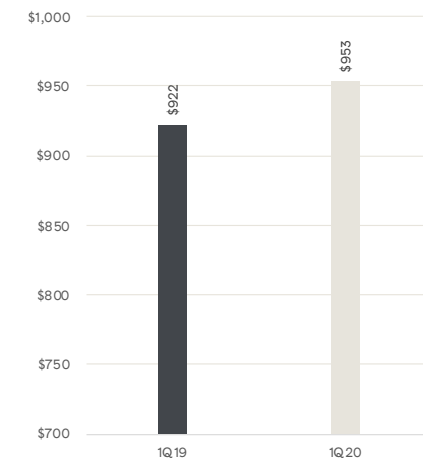
## Cooperative

Average Price Per Room



## Condominium

Average Price Per Square Foot



\* Includes new development and resale apartments.

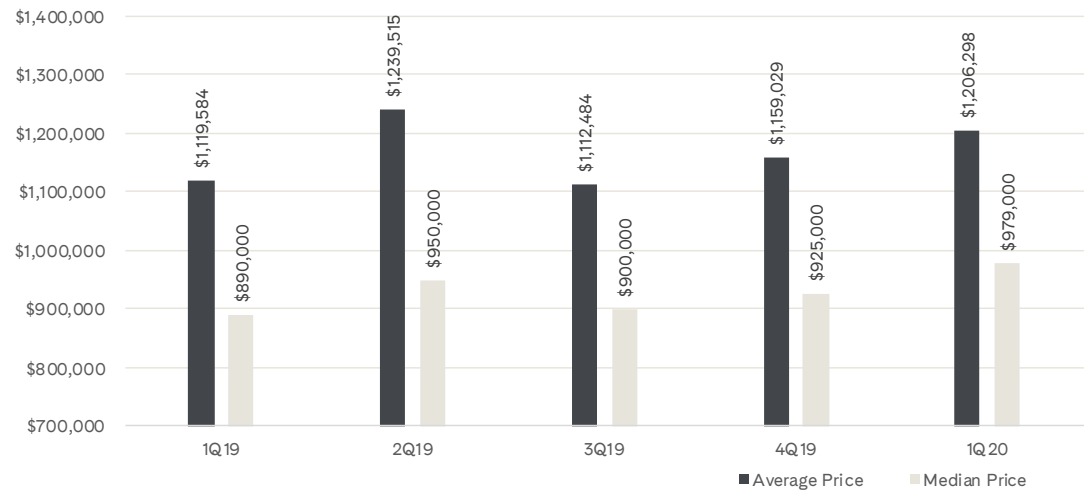
1Q20 data is preliminary and subject to revision in future reports. Data from the prior four quarters has been revised to include Sales recorded after our initial reports were released.



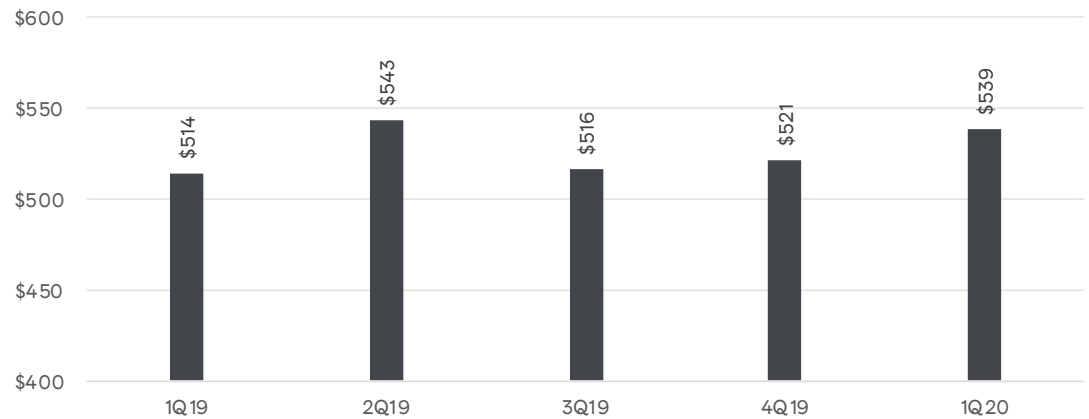
The average townhouse price rose **8%** from last year, reaching \$1,206,298.

At \$979,000, the median townhouse price was **10%** higher than a year ago.

## Average & Median Sales Price



## Average Price Per Square Foot



BrownHarrisStevens.com WEB# 19996228



BrownHarrisStevens.com WEB# 19988588

# Brooklyn Market Areas

## Brownstone

- Boerum Hill
- Brooklyn Heights
- Carroll Gardens
- Clinton Hill
- Cobble Hill
- Columbia Street Waterfront District
- Ditmas Park
- Downtown Brooklyn
- Dumbo
- Fort Greene
- Gowanus
- Greenwood Heights
- Park Slope
- Prospect Heights
- Prospect Park South
- Prospect-Lefferts Gardens
- Red Hook
- South Slope
- Vinegar Hill
- Windsor Terrace

## Central

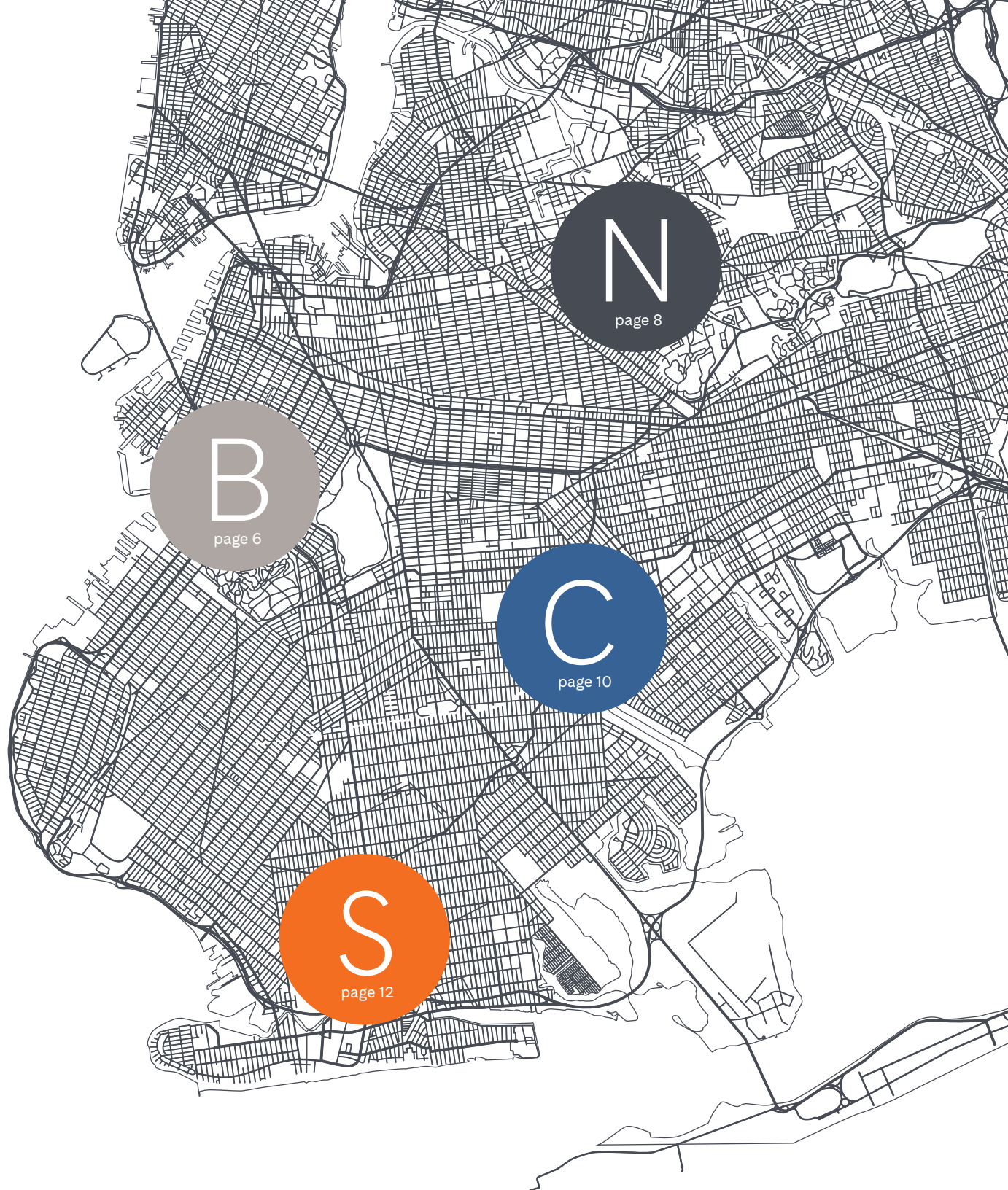
- Bedford-Stuyvesant
- Brownsville
- Bushwick
- Crown Heights
- East New York
- Stuyvesant Heights

## North

- East Williamsburg
- Greenpoint
- Williamsburg North Side
- Williamsburg South Side

## South

- Bath Beach
- Bay Ridge
- Bensonhurst
- Bergen Beach
- Borough Park
- Brighton Beach
- Canarsie
- Coney Island
- Dyker Heights
- East Flatbush
- Flatbush
- Flatlands
- Gerritsen Beach
- Gravesend
- Kensington
- Manhattan Beach
- Marine Park
- Midwood
- Mill Basin
- Sea Gate
- Sheepshead Bay
- Sunset Park

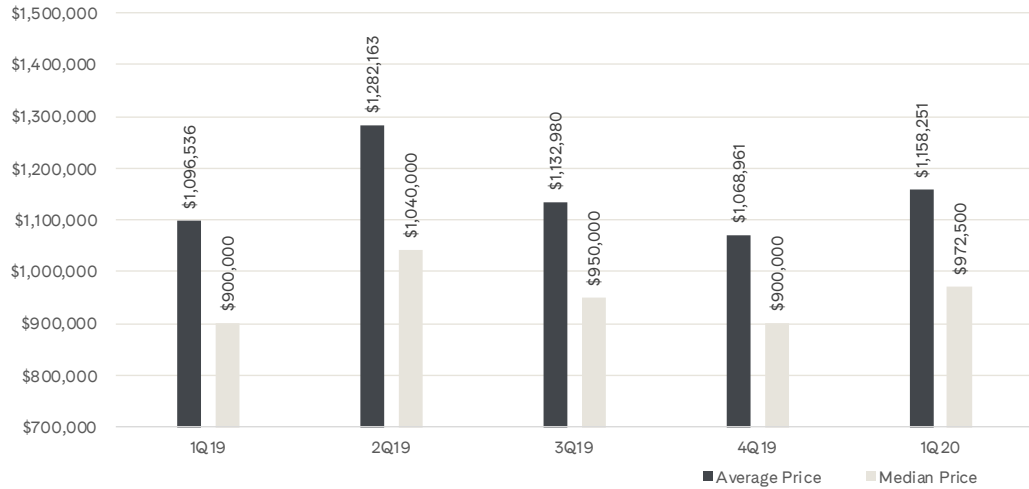


Brownstone Brooklyn apartment prices averaged \$1,158,251 in the first quarter, a **6%** improvement from a year ago.

The median price rose **8%** to \$972,500.

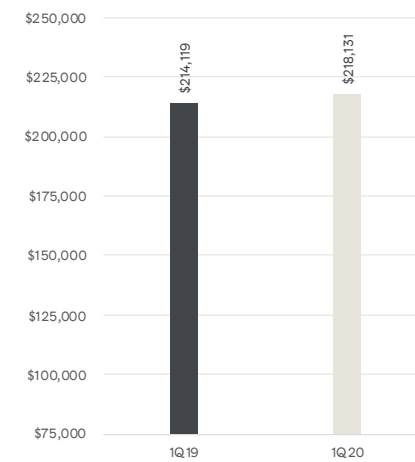
## Cooperatives & Condominiums

Average & Median Sales Price



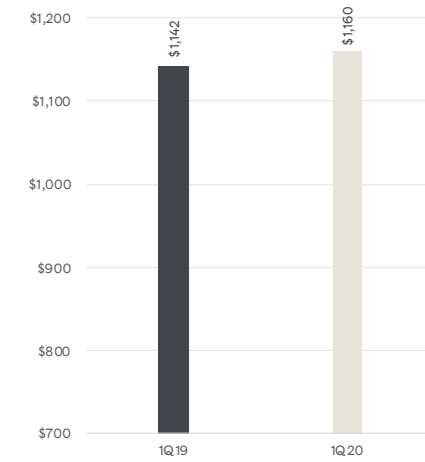
## Cooperative

Average Price Per Room



## Condominium

Average Price Per Square Foot



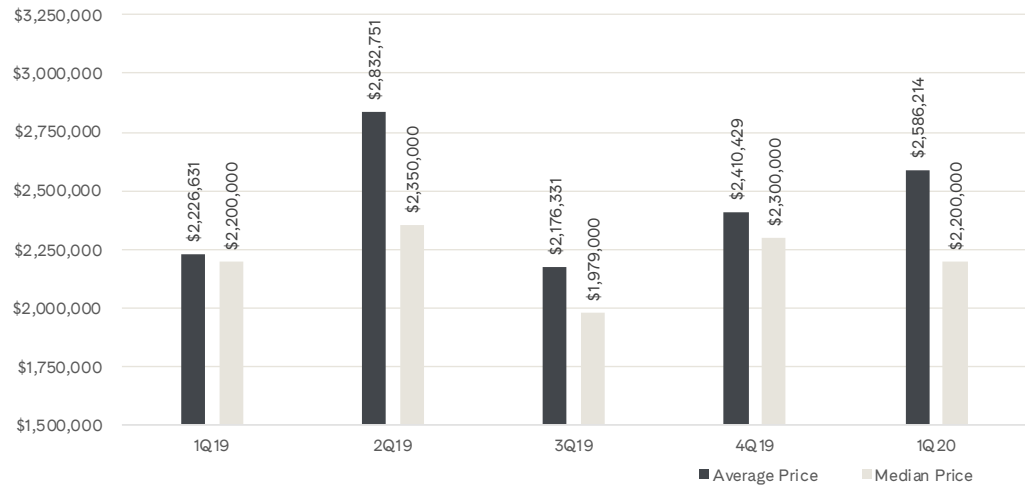
BrownHarrisStevens.com WEB# 20069215



BrownHarrisStevens.com WEB# 20081895

Townhouse prices averaged \$935 per square foot, **5%** more than a year ago.

## Average & Median Sales Price

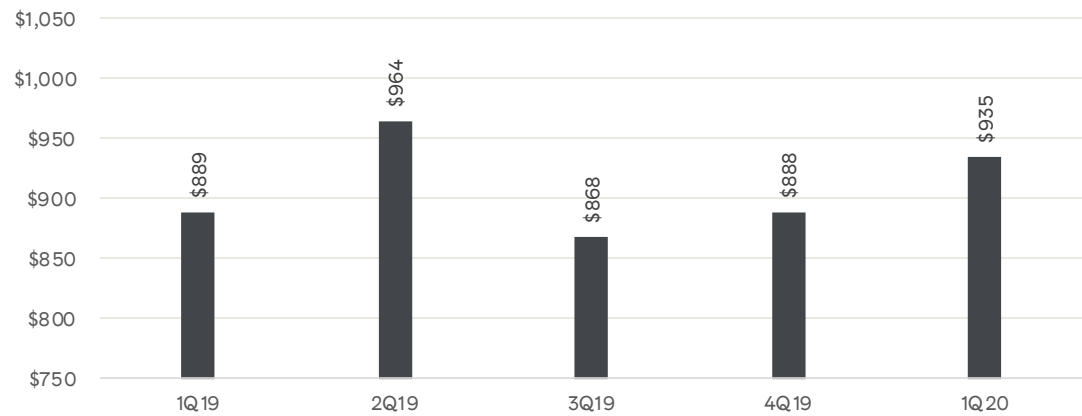


BrownHarrisStevens.com WEB# 19920251



BrownHarrisStevens.com WEB# 19939145

## Average Price Per Square Foot



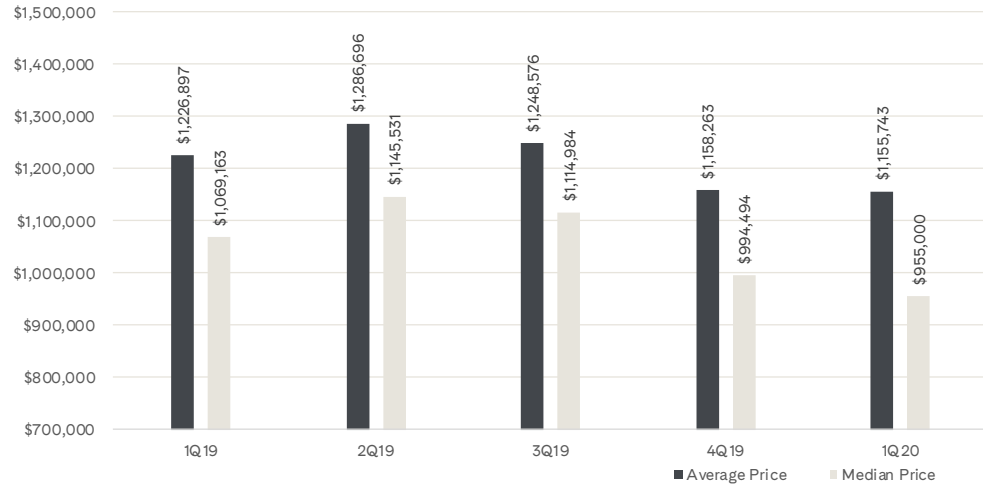


Both the average and median price

**fell** compared to a year ago.

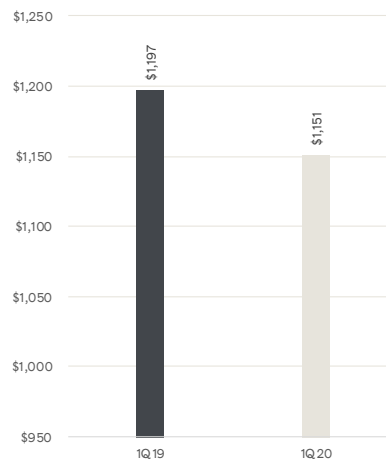
## Cooperatives & Condominiums

Average & Median Sales Price



## Condominium

Average Price Per Square Foot



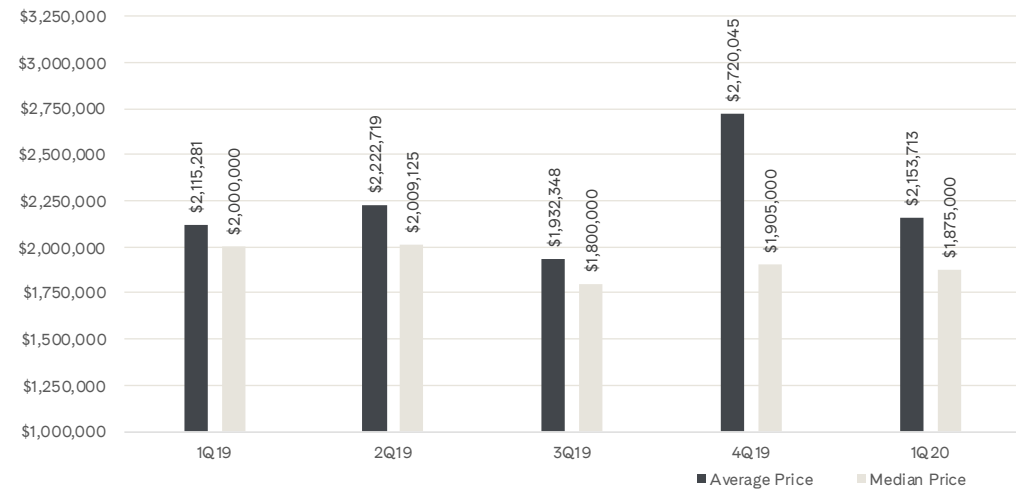
BrownHarrisStevens.com WEB# 19857265



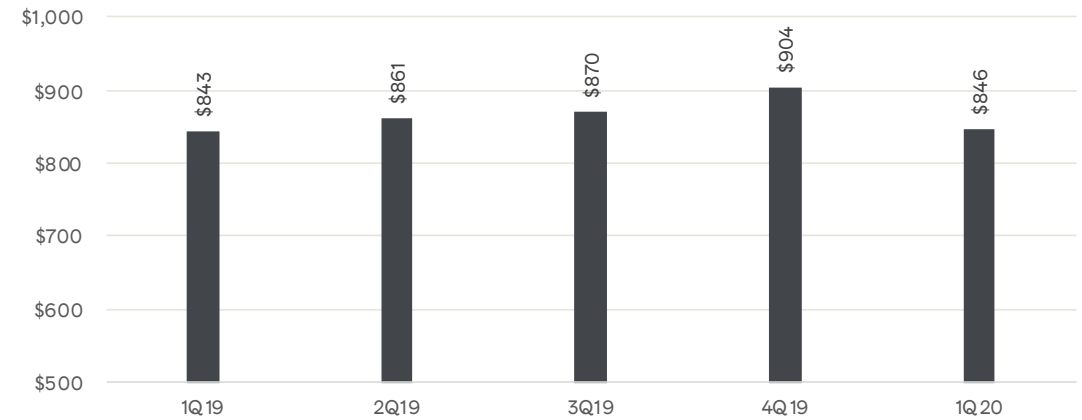
The average townhouse price edged

**2%** higher over the past year.

## Average & Median Sales Price



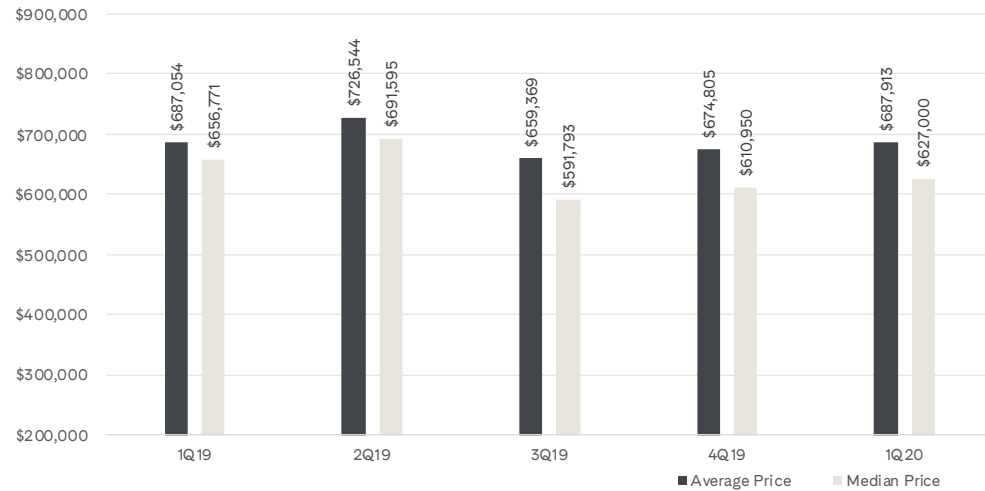
## Average Price Per Square Foot



Prices averaged \$687,913, virtually **unchanged** from 2019's first quarter.

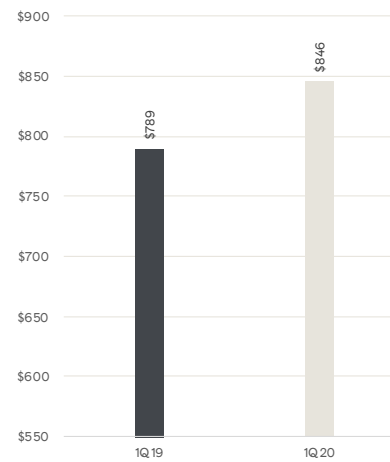
## Cooperatives & Condominiums

Average & Median Sales Price



## Condominium

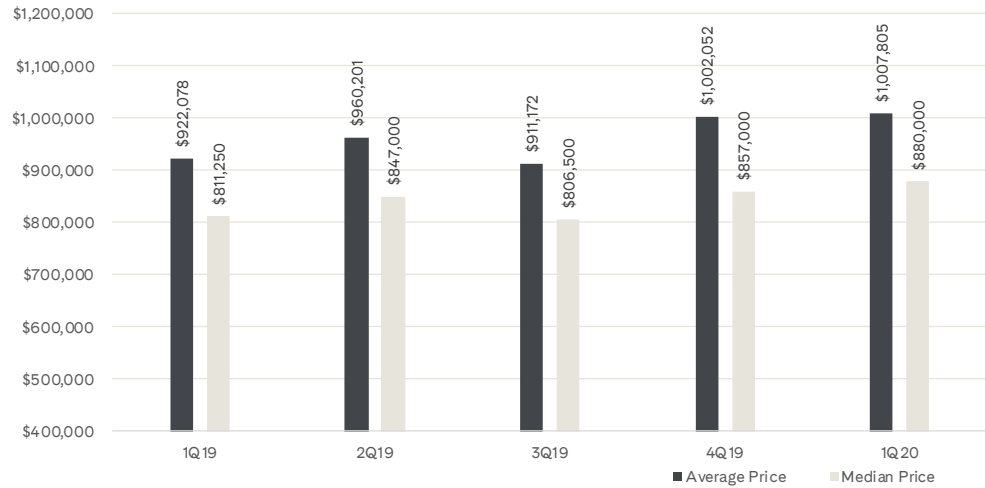
Average Price Per Square Foot



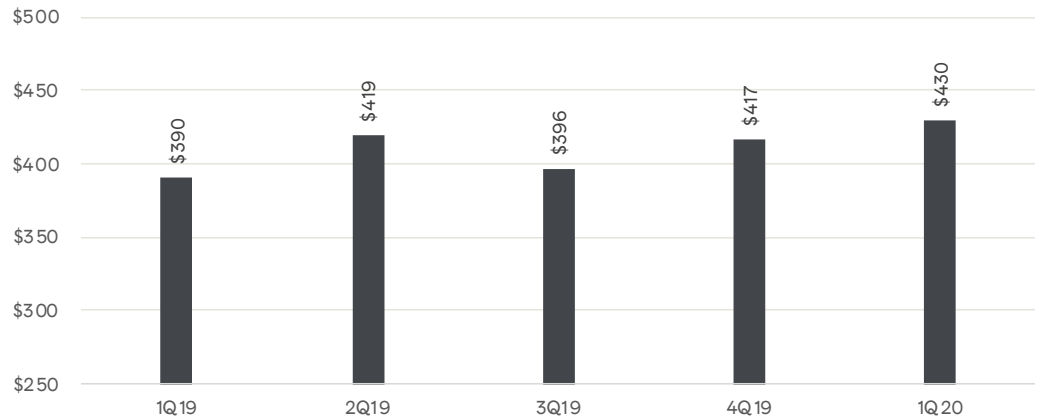
BrownHarrisStevens.com WEB# 20020946

The average townhouse price of \$1,007,805 represented a **9%** gain over the past year.

## Average & Median Sales Price



## Average Price Per Square Foot



BrownHarrisStevens.com WEB# 20057389



BrownHarrisStevens.com WEB# 19959179

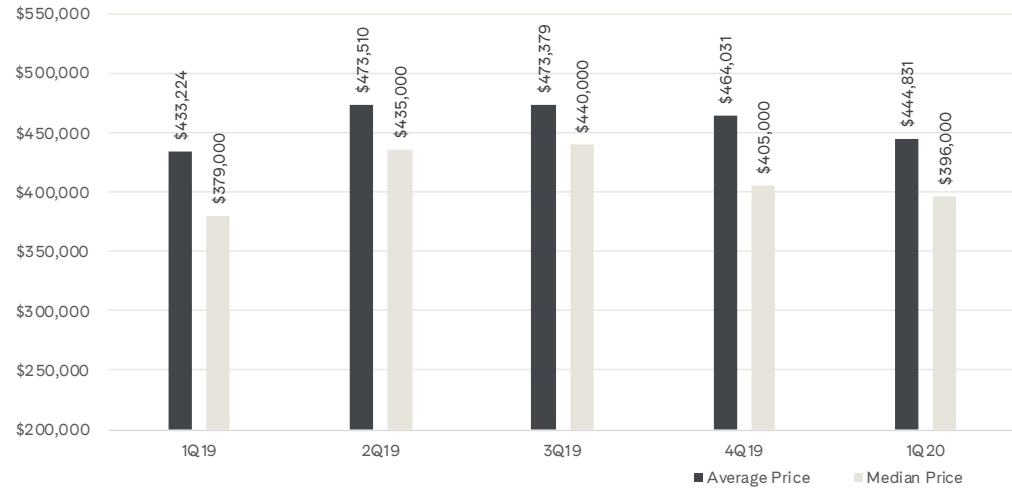


South Brooklyn apartments prices averaged

**3%** more than a year ago.

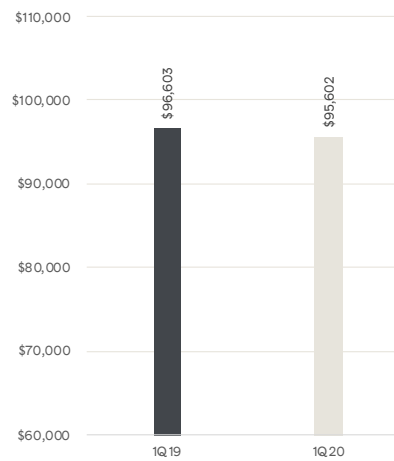
## Cooperatives & Condominiums

Average & Median Sales Price



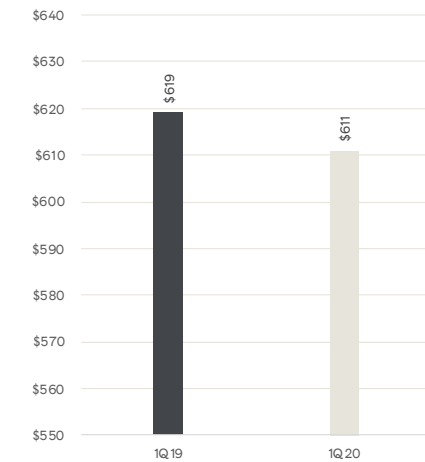
## Cooperative

Average Price Per Room



## Condominium

Average Price Per Square Foot



BrownHarrisStevens.com WEB# 20059937

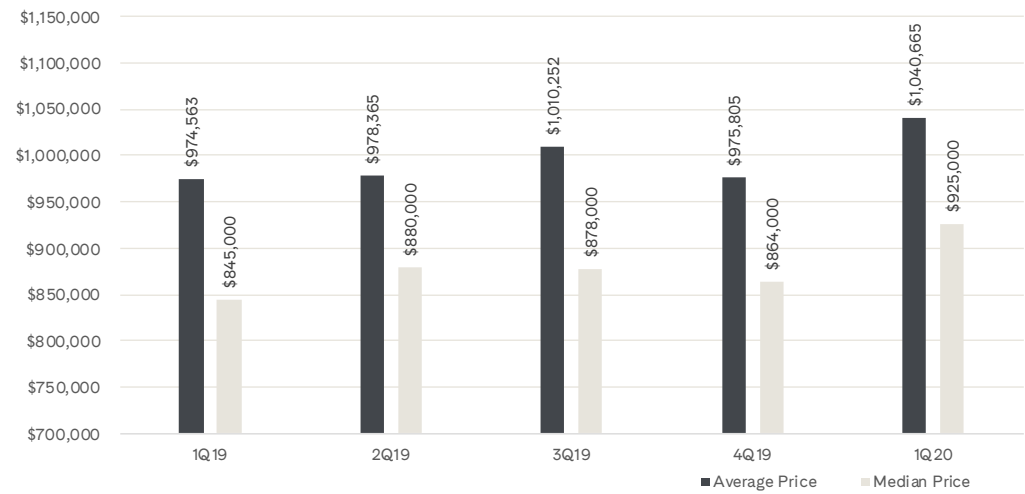


BrownHarrisStevens.com WEB# 19679128

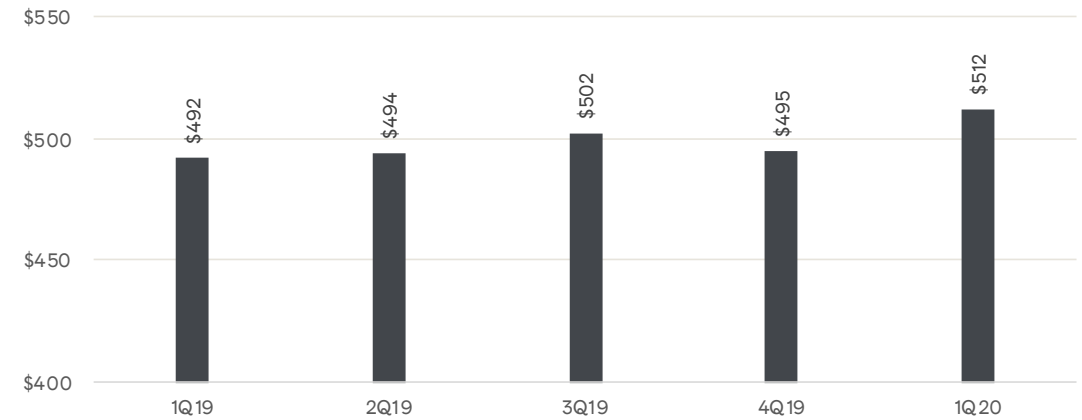
Townhouse prices averaged \$512 per square foot,

**4%** higher than the first quarter of 2019.


## Average & Median Sales Price



## Average Price Per Square Foot



BrownHarrisStevens.com WEB# 19899448



BrownHarrisStevens.com WEB# 19997910

# Contact us

## West Side

1926 Broadway  
Kevin Kovesci, EVP  
Managing Director of Sales

CENTRAL PARK WEST



5TH AVENUE

## Madison Avenue

790 Madison Avenue  
Caroline E. Y. Guthrie, EVP  
Managing Director of Sales

## East Side

445 Park Avenue  
Bess Freedman, CEO  
Hall F. Willkie, President  
Ruth McCoy, EVP  
Managing Director of Sales  
Neil M. Laurine, EVP  
Managing Director of Sales

## BHS Residential Management

Paul J. Herman, President  
Residential Management LLC

## Brown Harris Stevens Development Marketing

445 Park Avenue  
Stephen Kliegerman,  
President, Development  
Marketing

## Downtown

130 Fifth Avenue  
Stephen Klym, EVP  
Managing Director of Sales

## Tribeca

43 North Moore  
Stephen Klym, EVP  
Managing Director of Sales

©2020 by Brown Harris Stevens. All Rights Reserved. This information may not be copied, used or distributed without Brown Harris Stevens' consent. While information is believed true, no guaranty is made of accuracy.



## Park Slope

100 Seventh Avenue  
Camille Logan, EVP  
Managing Director of Sales

## Park Slope

244 Fifth Avenue  
Camille Logan, EVP  
Managing Director of Sales

## Brooklyn Heights

129 Montague Street  
Christopher Thomas, EVP  
Managing Director of Sales